

WHAM



Issue JE-91
May 14, 2011

Official Publication of the Wichita Historical Aircraft Modelers, SAM 56,
and the Kansas Sunflower Squadron, FAC Squadron #23

NEWS, VIEWS and REVIEWS

Free Flight Rules of Thumb

1. Rubber scale and sport models seem to perform best with 23- 25% of their total weight in the rubber motor.
2. If at one minute into its flight a P-30 doesn't look as if it has a good chance to max, it won't.
3. At least one out of 25 outdoor flights will end in a tree. Carry poles in your car.
4. A rubber model still unpredictable after 3 serious trim sessions is better off in the trash can.
5. If an Embryo model fails to climb over 100 feet in 15 seconds, it's not a winner.
6. One biplane a year is plenty for most of us.
7. An indoor scale model or a Bostonian will hit a wall or the floor head-on at least 3 times during trimming, and once every 10-12 flights thereafter.
9. If you are at all in doubt about the future availability of any highly useful free flight item, stock up on that item without delay.
10. On a good contest day with good air, and with good models well-flown, launching at random should produce a max 50% of the time.
11. To achieve a really good indoor time with a rubber scale model or a Bostonian, you must have at least 2,000 turns in the rubber motor.
12. Forty-five minutes a day at the workbench should produce 12 models of various kinds of free flight in a year's time.
13. A life without at least 25 flying sessions a year is being lived not quite right.
14. On average there are 10-12 truly perfect days for outdoor free flight per season in Kansas. Two of these days occur on Saturday or Sunday.
15. About 2% of the total time you devote to free flight will be spent watching one of your models fly.
16. Rubber motors for 200 good flights of a Pacific Ace will cost as much as a HiLine MINI-6 electric power train for the same airplane.
17. At current prices, a good aviation/aeromodeling library costs about \$350 a foot.
18. FAI rubber motors that are properly stored, correctly tied, well-lubed, properly broken in, correctly sized, well-handled, inspected for flaws, and not abused will break on winding less than 1% of the time, even under contest pressures.
19. If a rubber motor is not well-lubed, all bets are off.
20. It is "easier" to win prizes at an outdoor contest on a bad windy day than on a real nice day if you are willing to suffer.
21. In searching for a good design for scale rubber, look for a reasonable hook-to-peg distance of at least the wingspan.
22. You can never have too much (a) good rubber, (b) good balsa, or (c) good tissue. Buy what you can afford, and add 10%.

March 19, 2011 Meeting Minutes

ATTENDEES:

Les DeWitt, Paula & Jeff Englert, Marty Kline, Marty & Jim O'Reilly, Ed Salguero, Eleanor and Jack Phelps, Marilyn and Bill Schmidt, Dan Walton.
With Sebastin Dixon, Bill Nulik – visiting

Vice president Schmidt called the meeting to order.
The previous meeting minutes were approved as read.
The treasurer's report was read by the treasurer, Jim O'Reilly

OLD BUSINESS:

None.

NEW BUSINESS:

None.

SHOW AND TELL:

Jim O'Reilly showed off a new Korda Victory, a single type event planned for SAM Champs.

Ed Salguero showed his 1/2A Texaco Playboy from the Bill Schmidt's plans. An 11 year project now complete!

Bill Schmidt showed his 1938 James 0.65 engine by Harry Rice, his new North American T-28A rubber scale from a Mike Nassie plan, a MIG-15 done in Polish markings from a Dave Lindsey plan, and finished with a Curtiss SB2C Helldiver again from a Mike Nassie plan.

Helpful hints from Bill Schmidt

Attaching 1/2A engines is always a chore as they use 3-48 screw sizes in the attach holes. 3-48 is an off size in most hardware stores so you will find the attach screws drilled out. Save your engines! Use 3-48 screws – McMaster-Carr has them. Have 8 sizes (lengths (3/16 through 1 inch) a complete set of 18 –8 stainless steel socket cap screws can be had for a total of \$45. More than you will need in a lifetime. Find them at <http://www.mcmaster.com/#>.

During his building lecture Bill mentioned how he uses Randolph dope. Air Parts here in Wichita supplies gallon cans of the stuff at reasonable prices (especially if you can find three guys to split it with). It is best to call Terry at Air Parts at 943-2377 to find out if he has some in stock or will order it in as he is not a Randolph distributor – closest one is in Salina. Use the Randolph code numbers for reference.

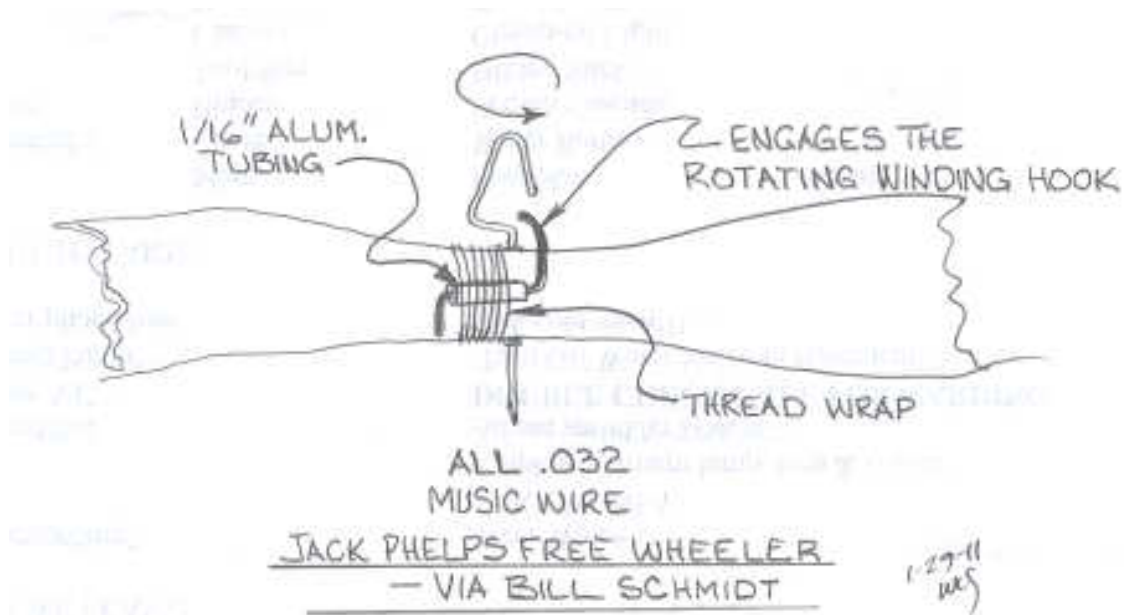
Nitrate dope

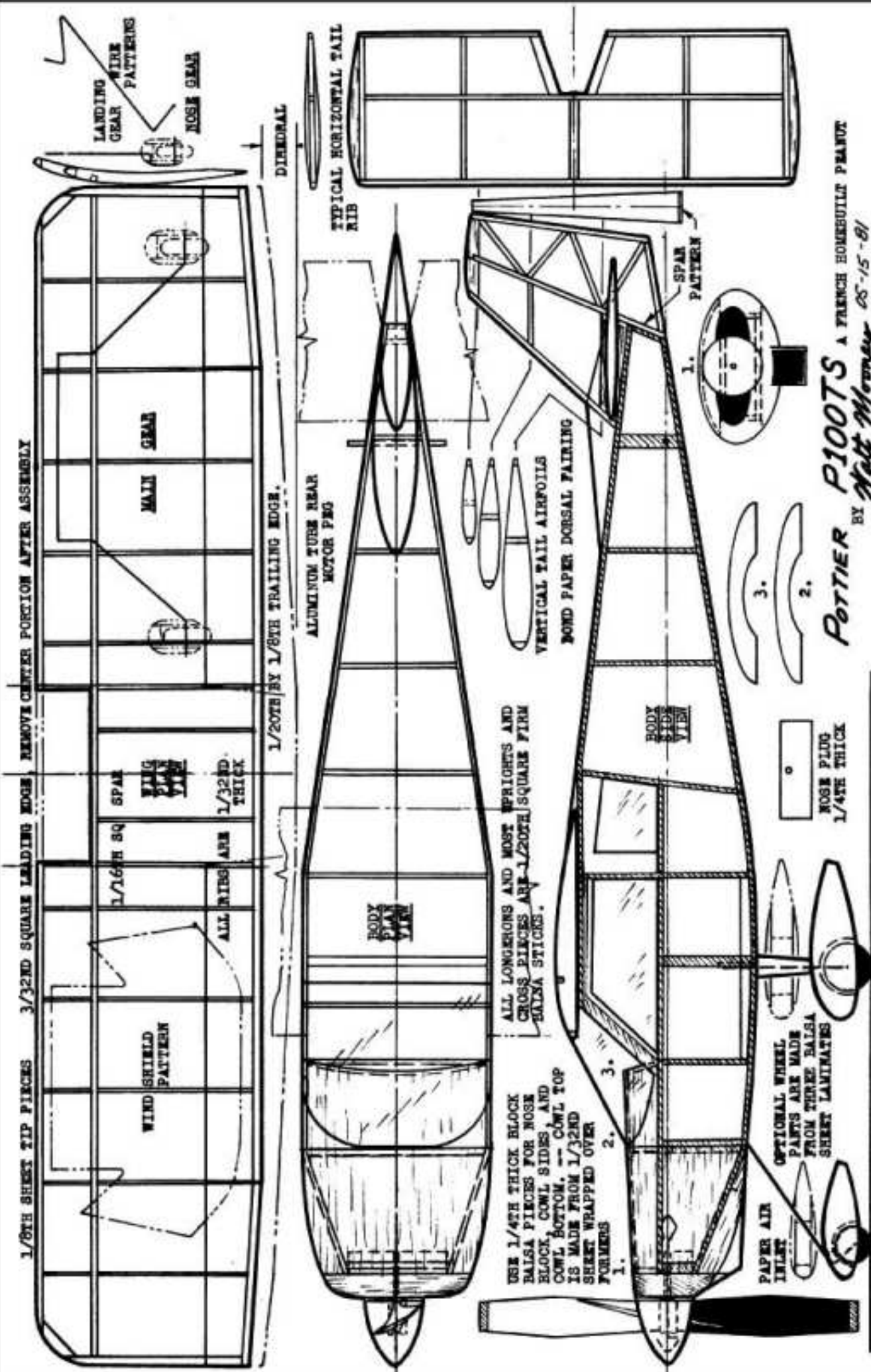
A-280 Standard Clear
 A-286 Thinner
 E-4964 Non-Taughtning Clear

Butyrate Dope

A-9701 Standard Clear
 A-9703 Thinner
 A-1690 Non-Taughtning Clear

Bill says use Butyrate Thinner as it will mix with either type of dope. Nitrate thinner will only mix with nitrate!





1/8TH SHEET TIP PIECES 3/32ND SQUARE LEADING EDGE REMOVE CENTER PORTION AFTER ASSEMBLY

LANDING GEAR WIRE PATTERNS
NOSE GEAR

MAIN GEAR

WIND SHIELD PATTERN
1/16TH SQ SPAN
WING PLAY VIB
ALL RIBS ARE 1/32ND THICK

1/20TH BY 1/8TH TRAILING EDGE

ALUMINUM TUBE REAR MOTOR PEG

TYPICAL HORIZONTAL TAIL RIB

BODY PLAY VIB

ALL LONGERONS AND MOST SPRIGHTS AND CROSS PIECES ARE 1/20TH SQUARE FIRM BALSA STICKS.

USE 1/4TH THICK BLOCK BALSA PIECES FOR NOSE BLOCK, COWL SIDES AND COWL BOTTOM. -- COWL TOP IS MADE FROM 1/32ND SHEET WRAPPED OVER FORMERS

VERTICAL TAIL AIRFOILS
BOND PAPER DORSAL FAIRING

BODY SIDES VIEW

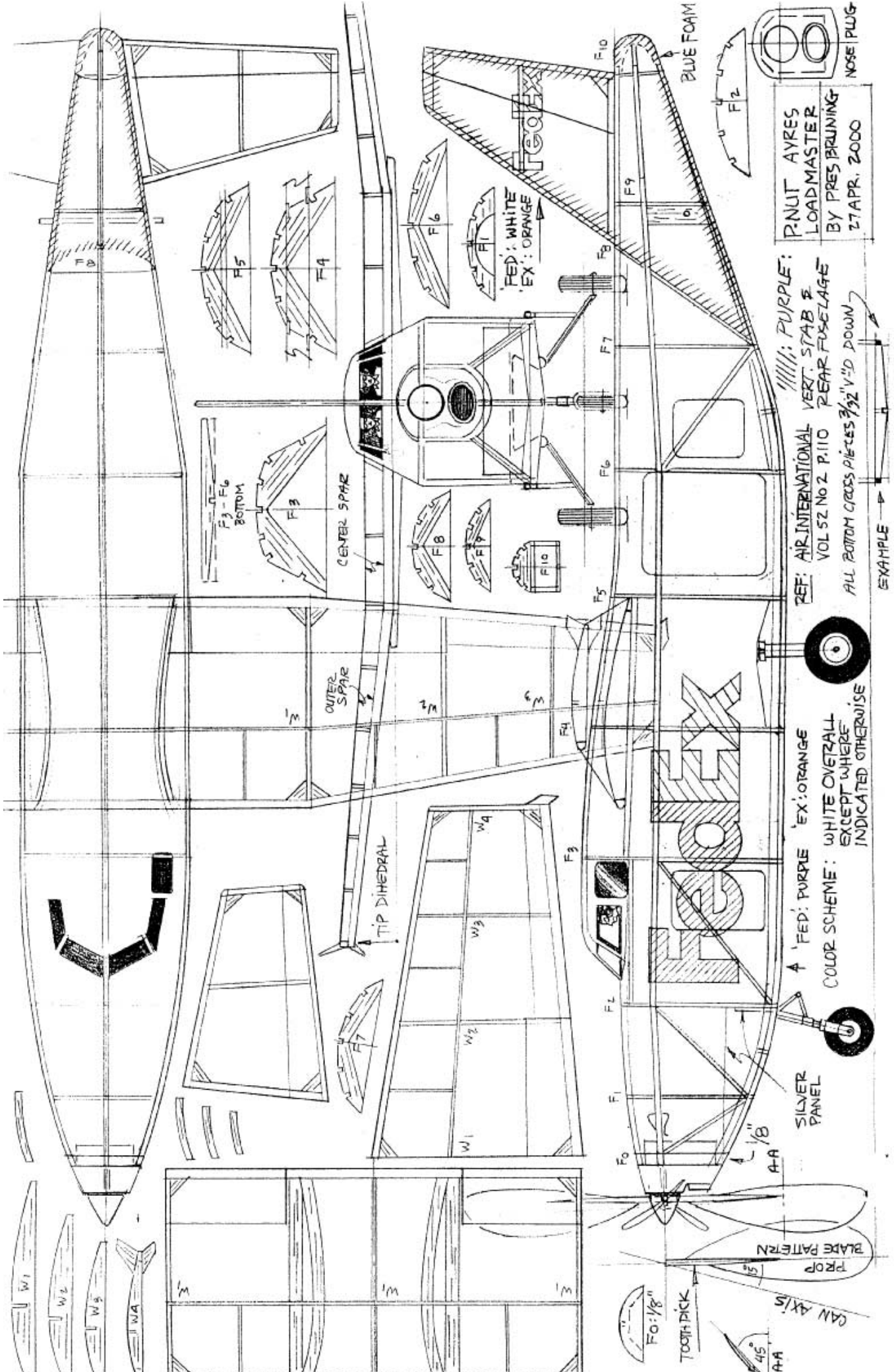
SPAR PATTERN

PAPER AIR INFLAT

OPTIONAL WHEEL PARTS ARE MADE FROM THREE BALSA SHEET LAMINATES

NOSE PLUG 1/4TH THICK

POTTIER P100TS A FRENCH HOMEBUILT PLANEUT
BY Walt Mooney 05-15-81



P. NUT AYRES
LOADMASTER
BY PRES BIRNUNG
27 APR. 2000

REF: AIR INTERNATIONAL
VOL 52 No 2 P. 110
ALL BOTTOM CROSS PIECES 3/32" V-D DOWN

↑ 'FED': PURPLE 'EX': ORANGE
COLOR SCHEME: WHITE OVERALL
EXCEPT WHERE INDICATED OTHERWISE

SILVER PANEL

PROP BLADE PATTERN
CAN AXIS
45°
A-A
TOOTH PICK
F0: 1/8"

EXAMPLE

|||||: PURPLE:

VERT. STAB & REAR FUSELAGE

FEDEX

BLUE FOAM

NUT AYRES

LOADMASTER

BY PRES BIRNUNG

27 APR. 2000

EXAMPLE

WHAM – News, Views and Reviews
 Jeff Englert
 10118 Sterling Court
 Wichita, KS 67205



FLYING
ACES



Sunflower Squadron
 Wichita, KS

The next SAM 56 Dinner Meeting will be at:

Louie's Grill & Bar

9747 E 21st St N, Wichita, KS 67206

(SE corner of Web and 21st N)

(316) 636-5422

Saturday, May 23, 2011

Social Hour @ 6:00 PM, Dinner @ 7:00 PM.

Upcoming events:

May 21/22 Meeting Cortez, Contest Events: 1/2 A Nos, FAC Small Rubber

Jun 11/12 Contest Events: Embryo, FAC WW II & Mass Launch

Jul 16/17 Meeting Site to be determined Contest Events: 1/2A Tex, P-20**

Membership Information:

Open to all interested AMA members, founded to encourage and promote the model airplane building hobby. Member dues \$20 annually, Subscription only; \$12 annually, \$18 foreign.

Send checks to Jim O'Reilly, 4760 Battin, Wichita, KS 67220.

All memberships and subscription renewals are due January 1st of the new year.

Club Officers: President: George Avila,

Vice-President: Bill Schmidt 744-0378,