

WHAM

NEWS, VIEWS and REVIEWS

Issue JE-102
March 9, 2013

Official Publication of the Wichita Historical Aircraft Modelers, SAM 56,
and the Kansas Sunflower Squadron, FAC Squadron #23

FWD. DT HOOK DESIGN

The rubber band hook used across the DT fuse snuffer tube can be made very small, neat and unobtrusively from a malleable straight pin. I've found that there are a great many straight pin types out there and not all of them are soft and malleable for this function. I have purchased several types from the cloth stores such as JO ANN'S Fabrics and found one type that won't even bend without snapping as brittle as glass. There are both brass and steel types and you have to bend and crush their heads in a smooth jaw vise to determine which is best for the application. After you find a pin that works for you proceed to flatten the head in the vise and then drill a small hole thru the center of the flattened head. The nickel plating can be difficult to start to drill through without the drill bit skating around on it. With a sharp center punch carefully put a starting point center punch in the center of flattened head. After you have accomplished this calculate about a 1/2" total length of the pin and cut it off with a pair of diagonals or side cutting pliers. This is important. Now with a fine tooth file smooth and radius the cut off end of the pin shank so you won't be sticking it in your finger upon use. All that is left to do is execute a nice round bend to form a hook and you now have a small and efficient DT hook used with small mono-filament thread. The accompanying picture shows the progression of fabrication of the hook. Bill Schmidt



January 12, 2012 Meeting Minutes

ATTENDEES:

George Avila, Jeff Englert, Jane & Earl Griffith, Regina & Marty Kline, Jim O'Reilly, Eleanor Phelps, Linda & Chuck Powell, Ed Salguero, Marilyn & Bill Schmidt, Jim O'Reilly, Cindy & Dan Walton

President Avila called the meeting to order.
The previous meeting minutes were approved.
The treasurer's report was presented Jim O'Reilly.

OLD BUSINESS:

None.

NEW BUSINESS:

Ed Salguero was announced as the 2012 WHAM 1/2A Texaco Club Champion. The award was delivered separately.

The club's executive committee selected the following events for monthly competition; 12" cat glider, FAC moth, Small rubber.

Next meeting was set for March 16 at Louie's.

SHOW AND TELL:

Jeff E. displayed his latest covering project, a Jetco Thermic 50-X, set-up for FF. He used an old DLG fuselage to create a unique DT system.

Marty K. had a Pink Clem 1976 designed Country Boy, he built from plans. Cox .049 powered, the pink was a Home depot Rustoleum ON POLYSPAN.

Bill S. showed a 42" alert with a Bantam .19 covered in polyspan & silk. The 42" version was a small paragraph note in the original magazine article.

Earl G. displayed TWO rubber Wanderers for the new NOS <150 in2 rule event. He also handed out 1/2 size wakefield kits to members for the new FAC event. He illustrated the means he used to create the Lanzo Classic kits.

Plating Model Engine Model Engine

January 12, 2012 Meeting Minutes (continued)

Chuck Powell Showed a gravity trigger equipped DLG using the Buddenbohm setup. He also had a copy of the E-36 DeLoach designed Pearl 202 to replace Linda's lost model.

Jim O'R had a Jimmie Allen Skokie rebuild to replace the one lost OOS at the NATS. He also showed off a Bob B' design Record Cabin, which is a STICK model, for small NOS rubber.

Ed S. brought in his Comet Stinson SR-7 that had been equipped with 3-channel RC unit from Horizon/Park Zone. The model was started in 1985 as a rubber version. He utilized a magnet retention system to allow access to motor and RC units.

Dan Walton brought in a Baby Bi-winger from the 1952 Air trails design. The Cox .10 powered FF design presents a fly away worry as it is sans DT. Dan converted it to RC with the standard Park Zone system.

Model Airplane Plan Sources

There is pretty much no reason anymore to purchase model plans from e-bay unless you really want to acquire the actual paper plan from a kit or magazine article. Even then you are probably going to get a xeroxed copy. The proliferation of 'plan sellers' has resulted in many more chances to be ripped off. Today it is almost easier to do a 'goggle' or 'bing' search of the model name and find an electronic copy available for download for free.

Two very handy sites that find me doing a lot of wandering through are;

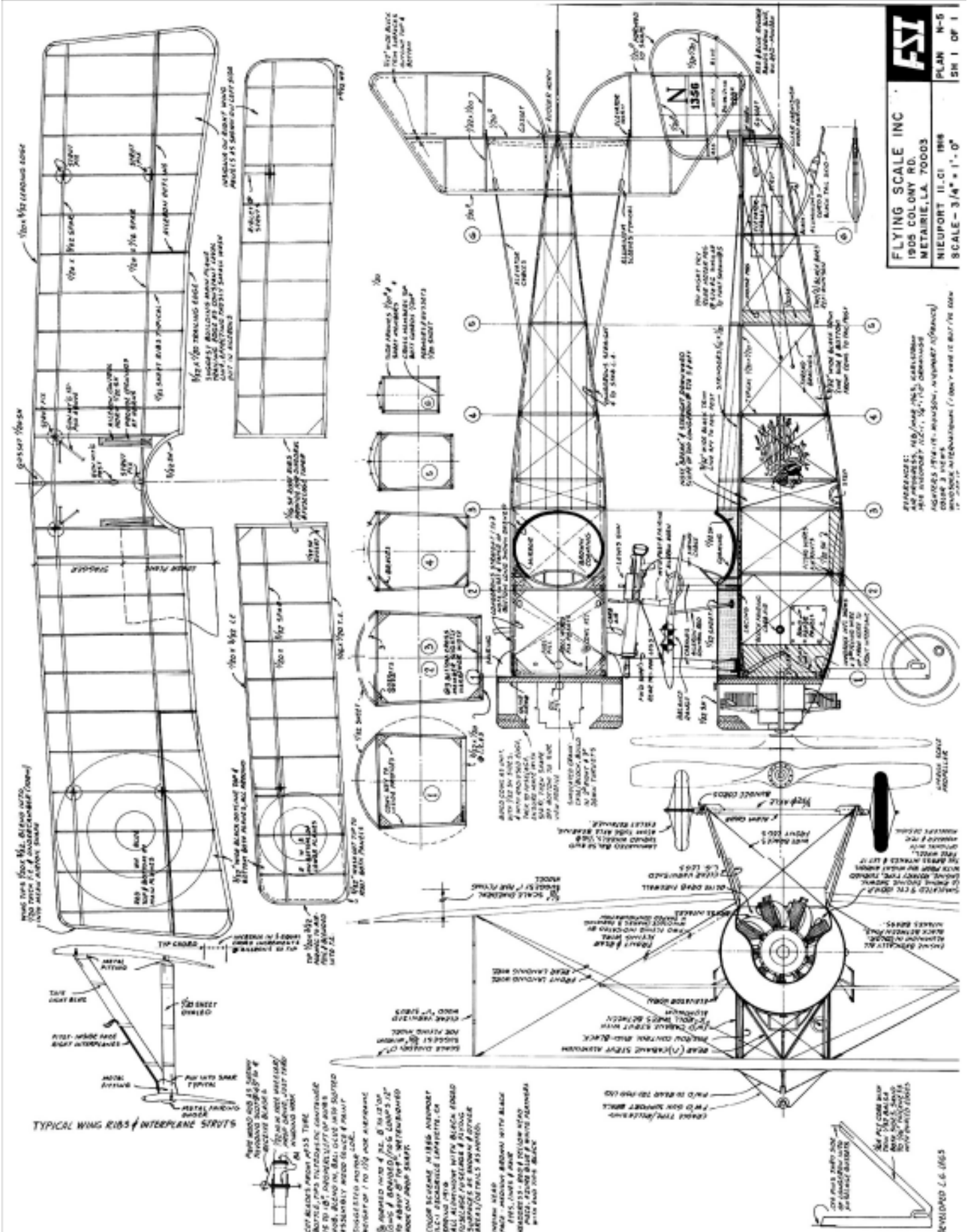
<http://www.outerzone.co.uk/>

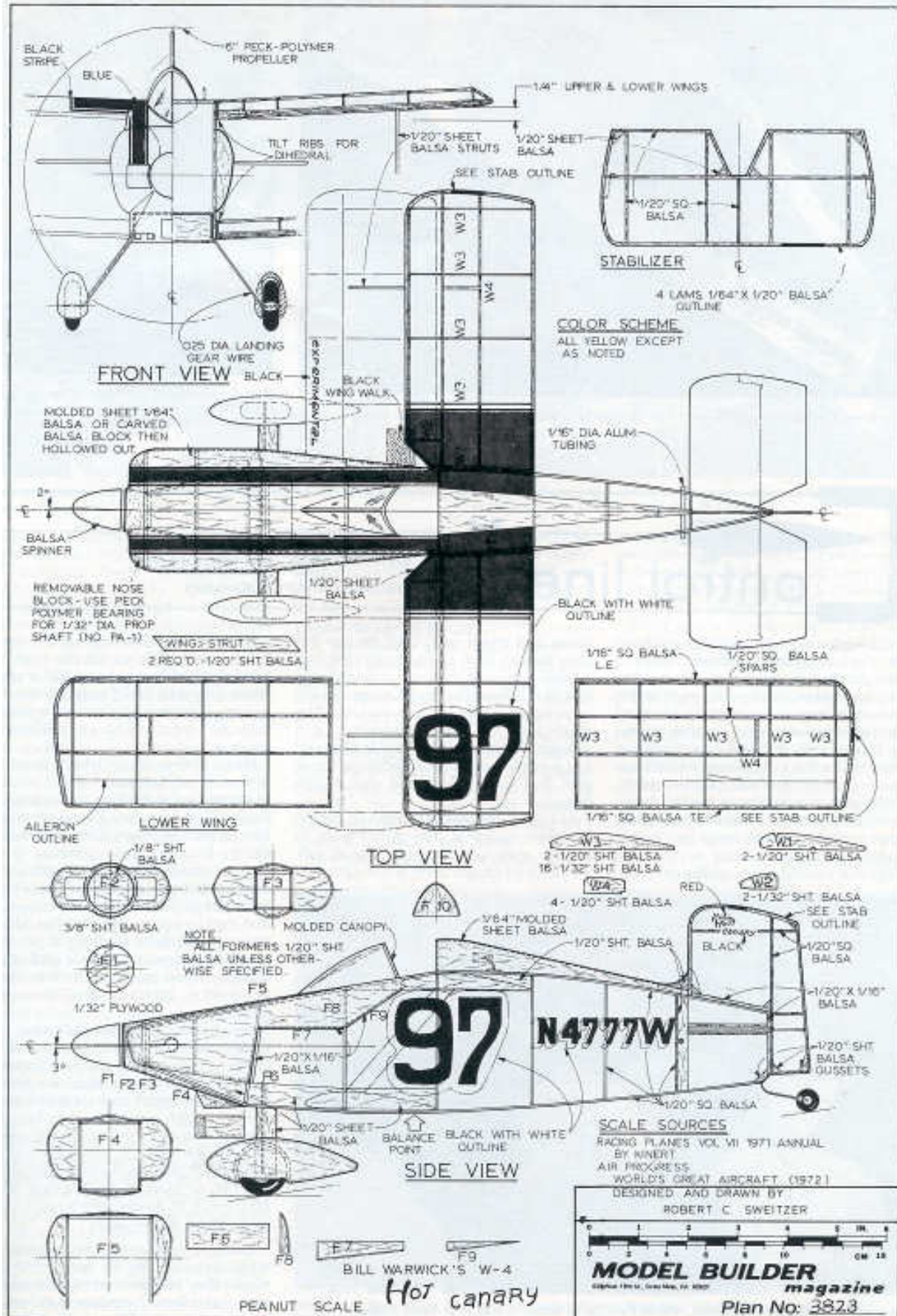
and

<http://www.rcgroups.com/forums/showthread.php?t=1265873>


Find the plan you're interested in and copy to USB stick. You can usually find a printer in town that will print it off at the actual size for a few dollars.

NEWS, Views, and REVIEWS





WHAM – News, Views and Reviews
Jeff Englert
10118 Sterling Court
Wichita, KS 67205



**FLYING
ACES**



**Sunflower Squadron
Wichita, KS**

The next SAM 56 Dinner Meeting will be at:

Louie's Grill & Bar

9747 E 21st St N, Wichita, KS 67206

(SE corner of Web and 21st N)

(316) 636-5422

Saturday, March 16, 2013

Social Hour @ 6:00 PM, Dinner @ 7:00 PM..

Upcoming events:

Nothing Scheduled

Attention:

The new year requires you (unless your address label states different) to submit a monetary contribution to continue club membership and receive paper copies of the newsletter, if desired. To those on the email distribution list, club membership has flying site privileges. If you know someone to add to the email list, let me know at jenglert@cox.net.

Membership Information:

Open to all interested AMA members, founded to encourage and promote the model airplane building hobby. Member dues \$20 annually, Subscription only; \$12 annually, \$18 foreign.

Send checks to Jim O'Reilly, 4760 Battin, Wichita, KS 67220.

All memberships and subscription renewals are due January 1st of the new year.

Club Officers: President: George Avila, 683-1474 Vice-President: Bill Schmidt 744-0378,
Treasurer: Jim O'Reilly, 744-0856 Secretary: Jeff Englert, 722-7491