



# THE MAX-OUT

Newsletter of the Magnificent Mountain Men

AMA CHARTERED CLUB #177



The "Max-Out" is the Official Publication of the Magnificent Mountain Men, a Colorado not for profit corporation, and is published approximately 10 times per year. Material may be reproduced on an unlimited basis by other publications, but proper credit is requested.

Editor: Rick Pangell  
6994 So. Prescott St.  
Littleton, CO 80120  
Ph: 303-798-2188

Visit our website at:  
[www.themmmclub.com](http://www.themmmclub.com)  
or E-mail us at:  
[themaxout@aol.com](mailto:themaxout@aol.com)

2006-1 (Jan-Feb)



## PONDERINGS DEP'T

Big year coming up!

Please try to make the Annual Awards Banquet on 1/21/2006! See the cover for details.

Two near term indoor contests, 1/29 and 2/19, a great outdoor schedule, and all we have to do is attend. Whatta country.

OK, now for the big request....


The electronic newsletter is a whopping success, BUT...it only works if we have your current email address!

So PLEASE (!) EMAIL [<themaxout@aol.com>](mailto:themaxout@aol.com) with your latest email if you would like to get the electronic copy. I can reconcile the one's which are outdated, but the club encourages you so get

an electronic version. The pictures are in color too!

Be a club supporter and get into the 21<sup>st</sup> century and request your own copy electronically!

Thermals!, or heat from the lights, or whatever...  
Rick



Ma....can I get a few more kitchen passes this year? The club has a really great schedule.

*"The MAX-OUT"* newsletter is printed about the second or third (?) week of the month. Submissions should be not later than the end of the prior month.

**TO JOIN THE CLUB OR SUBSCRIBE**

- Full membership is offered to any current AMA member: \$35
- (Under age 18 Free)
- SAM-1 Crossover membership: \$20
- Newsletter Subscription Only: \$15
- Send \$ to:

**Chuck Etherington**  
33946 Goldfinch Dr.  
Elizabeth, CO 80107-7419

**NEAR TERM EVENTS:**

<b>MMM MTG!</b>	<b>Every Fourth Tuesday at 7:00 PM, Dinner at the Castle Cafe in Castle Rock.</b>
<b>Wings Over the Rockies Indoor</b> 7711 E. Academy Blvd. in the former Lowry AFB Denver	4th Sunday of every month from 1-5pm. Admission \$. A good clean site, 24' height Al Yuhasz at <a href="mailto:yuhasz@worldnet.att.net">al-yuhasz@worldnet.att.net</a> to receive notice by E-Mail.
<b>Jan 21</b>	<b>Awards Banquet</b>
<b>Jan 29</b>	<b>Indoor in the Springs</b>
<b>Feb 19</b>	<b>Indoor in the Springs</b>
<b>April 23</b>	<b>First Outdoor MMM!</b>

**MMM Club Officers and Contact List**

**President:**

Pete McQuade 719-522-1239

**Vice President:**

Mel Gray 720-851-9498

**Vice President At Large:**

Steve Jones 303-987-0145

**Treasurer:**

Chuck Etherington 303-646-3705

**Indoor Coordinators:**

John Lovins 303-758-7011

Don DeLoach 719-578-1197

**Website Administrator:**

Rick Pangell 303-798-2188

Josh Pangell

**Club Records Monitor:**

Dave Wineland 303-499-8566

**Flying Site Oversight:**

Art Hillis 303-627-2802

**Newsletter & Other Stuff:**

Rick Pangell 303-798-2188

And.....

Steve Jones 303-987-0145

**Flying Field Weather Line: 303-766-0020**

Note: For those of you who wish to have a real live MMM Club Member Name Tag, you can order them yourself through:

**Sun Signs**  
**4420 Tennyson**  
**Denver, CO 80212 - 2310**  
**(303) 477-1594**

Call and tell them you are with the Magnificent Mountain Men FF Model Airplane Club. The cost is about \$5 delivered to your door.

**MMM Decals!**  
*Self adhesive, black on thin, clear mylar*

**Prices:**  
**\$2 per sheet (5 assorted sizes per sheet)**  
**3 sheets for \$5 -- save 17%**  
**15 sheets for \$20 -- save 33%**

Plus \$2 for shipping or, you can to pick them up at one of our summer contests

To order send an email to:  
[ddeloach@earthlink.net](mailto:ddeloach@earthlink.net) or,  
mail your check to:  
MMM Decals  
831 E. Willamette Ave  
Colorado Springs, CO 80903  
Indicate the quantity you'd like.

**2006 INTERNATIONAL INDOOR MINISTICK & A6 POSTAL DEP'T**

The Brainbuster Model Airplane Club will host the competition for Ministick and A-6. Flights must be flown between 1 January, 2006 and 31 March, 2006.

Timing must be done by someone other than the flyer.

**Mini-stick:**

The contest is open to indoor models that comply to AMA Ministick rules. Best single flight time wins after correction for ceiling height but with a 5 meter circle. The correction factor is 627 divided by (167 plus 46 times the square root of the ceiling height in feet). The time in seconds will be multiplied by this to give the corrected time.

**A-6:**

Model must comply with published A-6 rules.

Best single flight time wins. Flight times will be normalized against times from the highest site entered according to the following formula:

Highest ceiling height will be 70' until a flight from a higher ceiling height is recorded.

The normalized flight time= $\frac{2}{3}$  (highest ceiling height)-(local ceiling height)+local time

**INDOOR POSTAL CONTEST RESULTS FORMAT**

Club name \_\_\_\_\_

Date Contest Flown \_\_\_\_\_ / \_\_\_\_\_ / \_\_\_\_\_ Site name \_\_\_\_\_

Ceiling Height: \_\_\_\_\_ feet Circle one:                      Ministick                      A-6

Contestant Name	Address	Actual Time (seconds)	Timer Initials

Mail Results to:

Brainbusters  
112 Tillerson Dr.  
Newport News, VA. 23602 USA

## KEEP YOUR FINGERS OUTTA DA PROP! DEP'T

.By Gayle Jackson

On July 9, 2005 I had a bad accident where I got my hand caught in the prop of a .60 size engine. Fixing it required reconstructive surgery and 25 stitches. It was a freak accident and you can be sure it won't happen again. I lost part of one finger, including a little of the bone. This picture was taken just before the reconstructive surgery was done on my ring finger. The finger is now healed and it looks normal, except for the fact that it is shorter than it used to be. Let this be a reminder to keep your hands away from the propeller when the engine is running.



Now if your kids are watching, have them turn their heads. I saw Gayle' finger at our Annual Meeting in December and it didn't look that bad. All seems normal, but his sense of touch is a little off.

Now, how many of us have had "Mosquito Bites" from that TD .020 or a Half-A? When you are flying gas, the prop is dangerous! The RC guys fly big engines and they use "Chicken Sticks" and are very safety conscious. In FF we have some real "BELCHFIRE" engines and let them go into the wild, especially in the heat of trying to hook that thermal. Remember.....SAFETY FIRST!

## OH! PAY ATTENTION YOUNG GRASSHOPPERS DEP'T

I thought I should document this for modeling posterity just in case I drop dead or get lost, etc.

I made a quickie mockup of the hold down and release cams for the folder/flapper wing project for the Shifty Eagle F1C

I learned a bit.

It turns out that I can simply run the line through an eyelet on the bottom of the cam. There is enough mechanical leverage to secure it in a hold down position....and it is free enough to swing to the release position from the rubber band tension



(As a reminder: the object of this is to provide two hold-down points located 7" apart from each other as centered in the 22" inner wing panel (s). A rubber band from each cam goes around the folded wing to not only hold it in the folded position but to compress the symmetrical airfoil formed naturally as an un-squeezed 20+% section down to a low drag version of 13%)

One aspect of the release sequence surprised me; the first cam must release before the second can activate !!. The sequence is thus: the cam pulls out a loop of line long enough to release the rubber band along with its tension. With the loop no longer in tension the second cam takes up the resulting slack and thus releases in turn.

This complication does bother me. Too many things hanging on one thread, so to speak.


I will see about running a second line in the same channel--one dedicated to each cam.

I am concerned about securing the wing root area. This is the problem: I use a band from each enfolded winglet tip that exits the wing root area and goes down to the bottom of the fuselage...(this is an auxiliary initial opening assist) I would imagine that this downward component will severely counteract the inner-wing hold-down gimmick... So I think it necessary to plan on running a simple band around the wing



root area back to the release lever protruding from the fuselage rearward of the wing root. That will also guarantee that the lever will turn as it is supposed to do when released by its line to the timer...anyway the line from the wing cams is not very "stretchy" ...in fact it calls for some kind of in-line spring to guarantee release.

## hold down/release cams Shifty Eagle top view



I hate the idea of having all this crap protruding from the wing, but in any case I have to have template fences mounted above and below the wing chord that determine the climb and glide settings. So, the cams are virtually hidden...though I imagine the templates will cause a major disruption in the airstrip. Oh, well...nothing is perfect. I guess a better way could be found, but I don't know if I could design it much less construct it.

But the main thing is that it is all finally coming together after several years of pondering with all its attendant mental fermentations and frustrations.

However I can't help but think fondly of the Good Old Days when I could whip out a wing in a couple of days or so... and it makes me grimace to remember that at the time I considered such a breeze some great and monumental effort on my part.

the best, etc.

Bill "Skykieng" Gieskieng

Editor's note: Mr. Gieskieng has left me a message that he is wanting to make a run for the finals and will/may need help from some of the club members.



**Magnificent Mountain Men Free Flight  
Club —2006 Season Schedule**  
*“A Free Flight Modeling Heritage in the  
Rocky Mountain West ”*  
**“GOT THERMALS?”**

SPONSOR	MONTH AND DAY	EVENT
MMM	4 <sup>TH</sup> TUESDAY of MONTH	MONTHLY DINNER MEETINGS 7:00 PM at the Castle Café in Castle Rock CO.
MMM	JAN 21	MMM ANNUAL AWARDS BANQUET
MMM	JAN 29	INDOOR IN THE SPRINGS
MMM	FEB 19	INDOOR IN THE SPRINGS
MMM	APRIL 23	MMM MONTHLY
MMM	MAY 21	MMM MONTHLY
MMM	JUNE 11	MMM MONTHLY
HFASS	JUNE 17-18	THE “KANSAS KROUD” MEET
MMM	JULY 1,2	FAI ANNUAL 14 ROUNDER
MMM	JULY 23	MMM MONTHLY
AMA	JULY 31-AUG 4	AMA NATS
MMM	AUGUST 13	MMM MONTHLY
MMM	SEPTEMBER 2-4	41 <sup>ST</sup> ANNUAL ROCKY MOUNTAIN CHAMPIONSHIPS AND DYNASTY CUP!
SAM	SEPT 11-15	SAM CHAMPS IN MUNCIE
SAM-1	SEPT 23-24	SAM-1 ANNUAL MEMORIAL
MMM	OCTOBER 1	MMM MONTHLY
FAI	OCTOBER 9-12	FAI TEAM TRIALS
MMM	OCTOBER 22	MMM MONTHLY
MMM/SAM-1	NOVEMBER 5	MMM MONTHLY w/SAM-1
MMM	NOVEMBER -TBA	MMM INDOOR IN COLORADO SPRINGS
MMM	DECEMBER	MMM ANNUAL BUSINESS MEETING

**CLUB FIELD ON EAST QUINCY**

• Club contacts:

Pete McQuade at 719-522-1239

Rick Pangell at 303-798-2188

*The following events will be flown and scored separately for National Cup consideration:*

1. AMA Power: 1/2A, A, B, C and D
2. Classic Power: 1/2A, A/B and C/D
3. Nostalgia Gas: 1/4A, Early 1/2A, 1/2A, A, B and C
4. Rubber: Mulvihill, Moffett, and P-30
5. Nostalgia Rubber: Nos Rubber/ Wake Combo
6. Glider: HLG, CLG and Classic Towline
7. Junior: 1/2A, 1/2A Classic, HLG, CLG and P-30

*The following are the monthly event combinations that will apply to MMM Season Champion Points (club members only):*

1. Catapult Glider
2. Hand Launch Glider
3. 2-Minute Combo (any 2 min event) (P-30, F1G, F1H, F1J, Payload, Rocket, etc.)
4. 3-minute FAI Combo (F1A, F1B, F1C, F1P)
5. Nostalgia Gas / MMM “Slow Open Power ”Combo
6. AMA/Classic Gas Combo
7. 3-Minute Rubber Combo (Mulvihill, Gollywock, Moffett, OT Rubber)



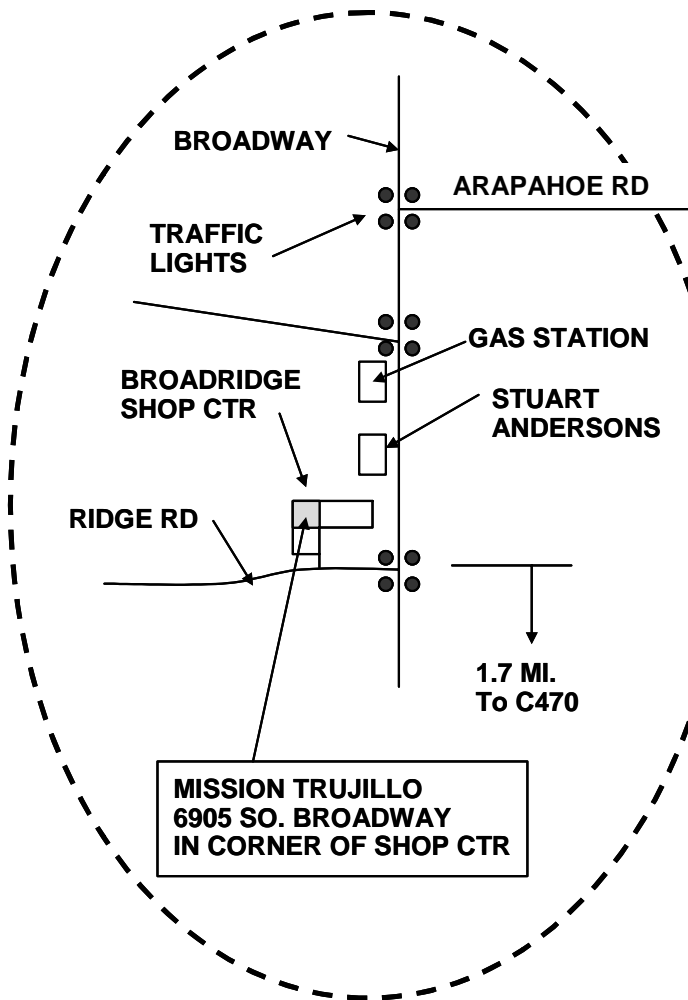
# Jan 21<sup>st</sup>! ANNUAL MMM AWARDS BANQUET

AT MISSION TRUJILLO  
IN LITTLETON

COST IS \$20 PER PERSON WHICH INCLUDES APPETIZER, ENTRÉE, DESSERT, SOFT DRINKS, TIP, ETC. (CASH BAR).

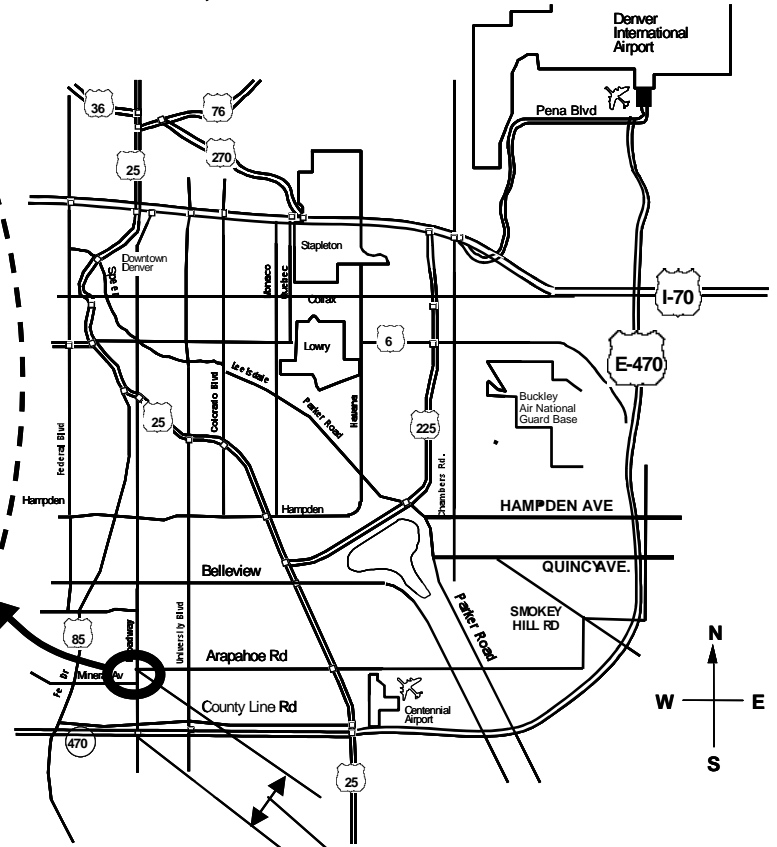
CALL RICK PANGELL AT 303-798-2188 OR or EMAIL [themaxout@aol.com](mailto:themaxout@aol.com) TO RESERVE A CHAIR. PLEASE RESPOND NOT LATER THAN JANUARY 17, SO WE CAN GET A GOOD HEAD COUNT.

Our room opens at 5:00 PM for seating and bar service  
Dinner starts at 6:30 PM sharp with presentations after!



## DIRECTIONS TO MMM BANQUET

JANUARY 21, 2006



1.7 MILES NORTH OF C470



# **The Magnificent Mountain Men Free Flight Model Airplane Club of Colorado Welcomes you!**

The **Magnificent Mountain Men (MMM) Free Flight Club** is Colorado's major outdoor Free Flight club. It encourages recreational Free Flight and sponsors monthly club competitions in the spring, summer, and fall.

The **MMM Club** promotes the building and flying of all sorts of free flying model airplanes whether an original design for high performance competition, or kit models for scale or sport. If you are interested in building and flying free flight models, we highly encourage you to join our ranks and share the knowledge and help that club membership affords. Our members are always willing to help and give advice for the new "free-flyer" or you former flyers regaining the fun of your youth.

In the Denver area is a companion club called the **Society of Antique Modelers (SAM)**. The **SAM club** promotes building and flying the Free Flight Model Aircraft of the era prior to World War Two. SAM airplanes typically use gasoline fueled engines, called "Ignition Engines," and airplane designs of that era. Their focus is less on competition and more sport and fun oriented. We share our common interest in free flight and our flying field located on East Quincy Avenue.

The Club also actively participates in the U.S. Team Selection Program for the World Championships. Several **MMM** members have represented the United States in the World Championships, and many have been National Champions in their chosen events. We invite you to share in the fun!

**For more information on Free Flight and the MMM, please feel free to contact:**

**Rick Pangell @ 303-798-2188 or Don DeLoach @719-578-1197**

=====

## **JOIN THE MAGNIFICENT MOUNTAIN MEN FREE FLIGHT CLUB HERE**

NAME \_\_\_\_\_

STREET ADDRESS \_\_\_\_\_

CITY/STATE \_\_\_\_\_ ZIP \_\_\_\_\_

PHONE (HM) \_\_\_\_\_ (WK) \_\_\_\_\_ AMA NO \_\_\_\_\_

EMAIL ADDRESS: \_\_\_\_\_

I WOULD LIKE TO RECEIVE THE "MAX-OUT" ELECTRONICALLY: YES \_\_\_\_\_ NO \_\_\_\_\_

DESIRED STATUS: MEMBER \_\_\_\_\_ 2006 DUES: \$35.00 includes N/L  
(CHECK ONE) (\$20.00 SAM Crossover)  
JUNIORS TO AGE 18 ARE FREE

N/L SUBSCRIBER \_\_\_\_\_ 2006 RATE: \$15.00 PER YEAR

SEND CHECK PAYABLE TO: **MMM CLUB**  
**C/O CHUCK ETHERINGTON**  
**33946 GOLDFINCH DR.**  
**ELIZABETH, CO. 80107**

FIRST CLASS



IF THIS BOX IS CHECKED, THIS IS YOUR  
LAST ISSUE UNTIL YOU PAY YOUR DUES!



6994 So. Prescott St.  
Littleton, Colorado  
80120

**The Magnificent  
Mountain Men**

## COMING EVENTS

**DON'T FORGET !! ALL INVITED !!**

**January 21, 2006 MMM Annual Awards Banquet -**

Mission Trujillo  
6905 S Broadway  
Littleton, CO

Flyer Inside!

Exit Broadway from C-470 and go North to Ridge Road. In the Broadridge Shopping Center,  
NW corner

Our room opens at 5:00 PM for seating and bar service

Dinner starts at 6:30 PM sharp with presentations after!

Call Rick Pangell @ 303-798-2188

or email [themaxout@aol.com](mailto:themaxout@aol.com) not later than Jan 17 for a seat