



THE MAX-OUT

Newsletter of the Magnificent Mountain Men

AMA CHARTERED CLUB #177



The "Max-Out" is the Official Publication of the Magnificent Mountain Men Free Flight Club of Colorado, a non-profit corporation. Material may be reproduced on an unlimited basis by other publications, but proper credit is requested.

Editor: Rick Pangell

Visit our Website at: www.themmmclub.com

Or email us at: themaxout@aol.com

Please send an email to join our webgroup at:

MMMFreflight+subscribe@groups.io

Once you have joined you can post to the list at:

MMMFreflight@groups.io

2022-07 (Dec-Jan)





PONDERINGS DEP'T

This is my last issue as the Editor of "The MaxOut" and I want to thank all of those out there in FF land for reading it. John McGrath is taking over the helm.

Only thing to say here is 2023 is upon us and our annual planning meeting is

Jan 7th.... Please attend!

Turmoils! ... err... Thermals!



"Ma ...I guess one year clocks out and another one clocks in, just like editors, right?"

"Ochroma lagopus in perpetuum"

Thermals! or heat from the lights, or whatever... 40 years... it's been a gret run.

Rick

"The MAX-OUT" newsletter is printed "periodically" about the second or third (?) week of the month. Submissions should be not later than the end of the prior month.

TO JOIN THE CLUB OR SUBSCRIBE

- Full membership is offered to any current AMA member: \$45
- Newsletter Subscription Only: \$15
- Send \$ to:
Chuck Etherington
33946 Goldfinch Dr.
Elizabeth. CO 80107-7419

MMM Club Officers and Contact List

President:

??? TBD To be determined

Vice President: TBD?

David Aronstein 316-821-5725

Sec'y / Treasurer:

Chuck Etherington 720-201-6218

PR:

Don DeLoach 719-964-7117

Indoor Coordinator:

John Christensen 303-922-2355

Website Coordinator:

Rick Pangell 720-331-4319

Club Records Monitor:

Don DeLoach 719-964-7117

Club Points Monitor:

Jeff Pakiz 303-337-9188

Flying Site Oversight:

Chuck Etherington 720-201-6218

Newsletter & Other Stuff:

John McGrath 719-963-9227

Operating the club and providing you with great flying opportunities whether indoor and outdoor, it does cost money and we solicit contributions to help offset that cost. You can donate directly to Chuck Etherington or use the MMM Paypal opportunity noted below.

Motorcycle Use on the Field Policy:

*Follow the roads wherever possible
Take the shortest path possible to the plane in order to retrieve it. Avoid riding through noxious weeds.*

MMM Now accepts "PAYPAL" for Dues, Contest Entry Fees, Etc !!

- Simply Log in to paypal.com (or create your own 'PAYPAL' account if you want)
- Click on "Send Money" in the upper menu bar
- In the "To" block, type in mmmffclub@gmail.com, the amount, and click the button "Services"
- In the next form where you confirm payment, in the Lower "Subject" and "Message" boxes state what the money is for... annual dues, entry fees and such

PRESIDENT'S PONDERINGS



John McGrath

Happy New Year, everyone..!

I hope this finds you healthy and ready for some great flying in 2023-- although 2022 will be hard to beat!

This year's Annual Meeting will begin Saturday the 7th at 9:00 AM at the Pikes Peak

Grange, located at 3093 N State Hwy 83 in Franktown. The Grange is a white building--reminds me of a country church--located to the north of the Stagecoach Saloon about a mile north of the 83/86 intersection on the west side of the highway. There's a sign at the road, but the building is set back from the road. The Grange is a large, open room with plenty of space for social distancing.

The agenda will include: the 2023 Calendar of events, updates on the lease renewal process, club financial report, presentation of annual awards, election of officers, and more!

And as a gentle reminder, club dues are now \$45 but may change, and if you're paying by check, this would be a great opportunity to connect with Chuck Etherington, our Secretary/Treasurer."

Cheers, and Happy New Year,
See you Saturday,

John

Manitou Indoor:



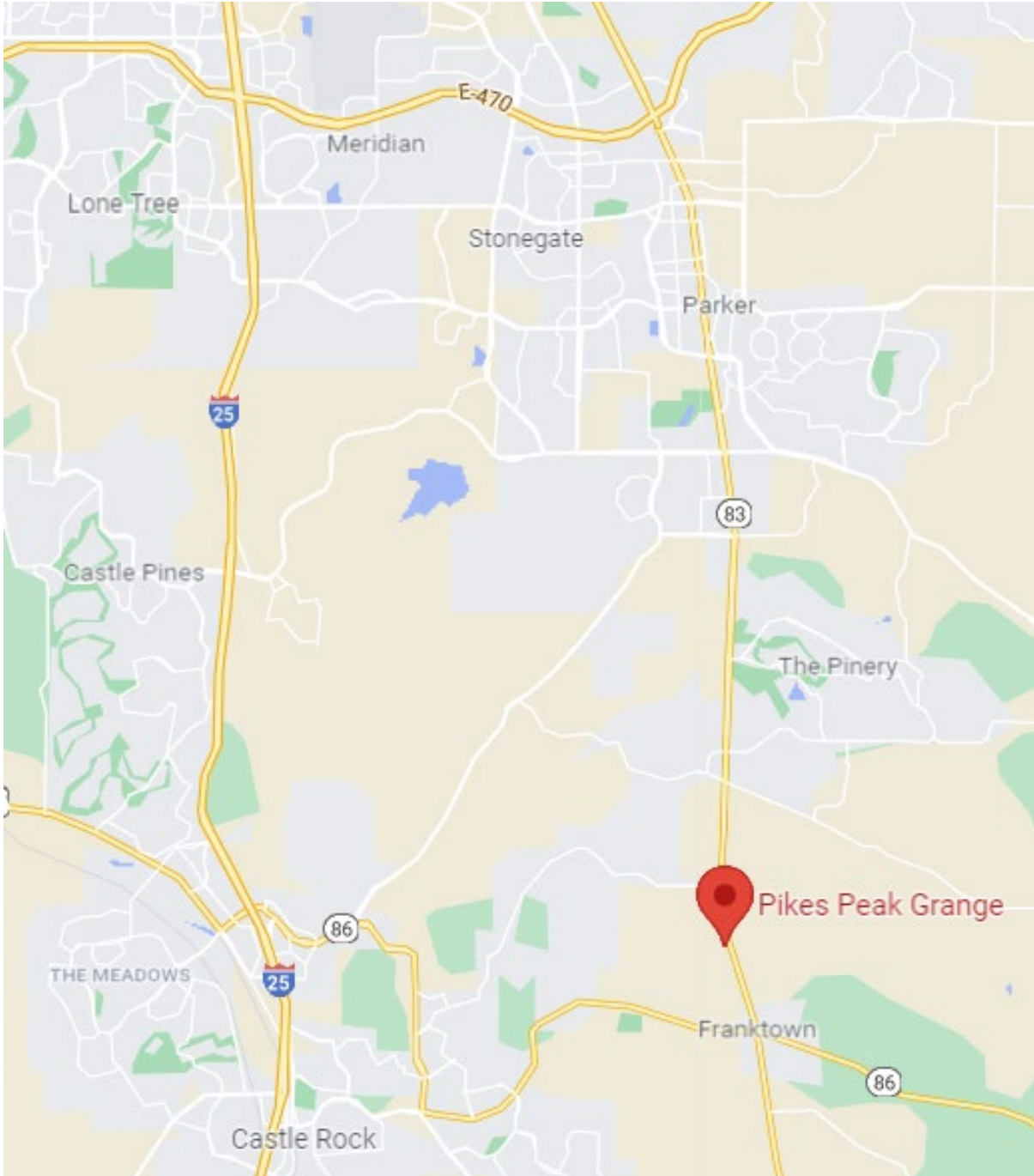
More...



P18 Mass Launch. Winner John McGrath 2:18, 2nd place Sean at 53 sec & 3rd place Chuck at 45 sec.

ANNUAL MEETING:
BE THERE...!!

Saturday 2023 the 7th at 9:00 AM at the Pikes Peak Grange,
3093 N State Hwy 83 in Franktown.



2021 National Cup Standings

MMMr's "In the Show!!"

The winners are duplicates of last year's winners except for the hotly contested Electric Cup, where Drake Hooke reclaimed the title from four years ago, after **Jack Murphy had held it for three consecutive years**. There were at least five lead changes between the two since September, with each overtaking the other after flying at separate contests. Drake attended four contests in two months, posting a dozen scores to eventually take the lead for good. Good flying by both, each posting the maximum number of scores allowed.

One of the duplicate winners is Skilly DeLoach in the Junior Cup, only the third repeat winner of that Cup, and the second to win it in consecutive years. Doc Schneider repeated his win in the Large Nostalgia Gas Cup, his seventh in the last eight years, and Gerald Brown won his fourth consecutive AMA Gas Cup, his seventh in the past nine years.

Speaking of consecutive, we're now about to enter the twenty-third year of the National Cup, and next year Tim Batiuk is going for his twentieth consecutive Glider Cup win—that's an amazingly long string of consistent flying.

New for next year—the Nostalgia Rubber Cup will be renamed the NFFS Rubber Cup, with Andrade Rubber added to Large and Small Nostalgia Rubber as a third event to that Cup.

Bob Hanford

Braggin Rights... MMM Nat CUP Finals

NOS Power (38 fflyers): 16th Rick Pangell

AMA Power (45 flyers): 14th Rick Pangell

Open classic power (30 flyers): 30th Rick Pangell

AMA Rubber (50 flyers): 1st Don DeLoach, 9th John McGrath, 19th Frank Menanno

Glider (50 flyers): 2nd Don DeLoach, 20th Frank Menanno, 22nd Mark Covington, 48th Jace Pivonka

NFFS Rubber (49 flyers): 4th Don DeLoach, 27th John McGrath

Electric Power (48 flyers): 1st Jack Murphy, 4th Rick Pangell, 9th Jerry Murphy

Junior Overall: 1st of 24 Skilly DeLoach...!!

Sad News – We lost another

**Albert Theodore Yuhasz Jr.
July 29, 1934 - November 17, 2022
REST IN PEACE**



Dear Friends,

I am saddened to inform you that Al died the evening of November 17, 2022 due to a recurrence of cancer. He was at home under the care of hospice doctors and nurses. His passing was peaceful. Al has chosen to donate his body to science. There will be no memorial service or burial.

If you wish to honor Al, please make a contribution in remembrance of him to the following organization: The Magnificent Mountain Men (MMM) model airplane club via check made out to MMM sent to:

Chuck Etherington
33946 Goldfinch Dr.
Elizabeth, CO 80107-7419

or Pay Pal at: mmmfclub@gmail.com.

From members:

I will miss Al, he sold me his Hydrostar electric to get me into electric flying and it's turned out to be a wonderful plane, he's an Immaculate Builder! 😊

Frank

Al was a very good man. DD

So sorry to hear this.

I didn't get to know Al very well, but he was one of the nicest, most kind people I've met. He will be missed. Sincerely, Dave Wineland

Very sorry to hear this,

Al and I were neighbors and a year apart in age. We spent many hours together in each others homes and on the field. He was a good man and a dedicated free flight flihter. We are all diminished by his passing. Rest in Peace, Old Friend. Sincerely, Bill Lovins

Al's estate of modelling items... needless to say, the family left Al's collection to the MMM club to make sure there will be appropriate homes for them. The intent is to bring them to the Annual meeting January 7th and first come first served... models, tools, materials, rubber, equipment and a lot more. Please attend the meeting and everything must go. What does not go is in the dumpster... and that would be a shame.

2023 MMM EVENT

| Event | Date | CD(s) |
|-----------------------|----------------|--------------|
| Annual Meeting | 7 January 2023 | John McGrath |

INDOOR FLYING:

Darold Jones has secured the following dates for indoor sessions at the Manitou Springs HS Gym: Dec. Jan.22, Feb.12, Mar.19 and Apr.1. Sundays 9:00 to 5:00 pm The Manitou Springs HS is located at 415 El Monte Pl. Manitou Springs Co.

I have requested the following dates for indoor sessions at the Beth Eden Fieldhouse: Jan.13 and Feb.3. I will send a reminder for the Beth Eden dates as soon as each date is approved. Sometimes these reminders will be shortly after the approval of each date as Beth Eden activities may preempt our sessions. The Beth Eden Fieldhouse is at 2600 Wadsworth Blvd. Wheat Ridge Co. Sessions are on Friday evenings starting at 6:00pm and we wind down about 9:30 pm. Thank You, John Christensen

The November 13 Indoor “Soiree” was a blowout..!

No kidding... and an indoor event too. The venue was perfect but the air handling unit in the gym kept cycling on and off creating some really suspenseful flying. My P-18 went from 20 foot to about 5 foot in a matters of a couple of second. Amazing downdraft. But, like outdoor, if you waited for the calm(when the blower was off) you could get a good flight.

And, for your reference: (Our up-to-date- blog site)

Please send an email to join: MMMFreeFlight+subscribe@groups.io. It's FREE (!!) and keeps you up to date for goings on..

Once you've joined you can post to the new list at: MMMFreeFlight@groups.io.

Thermix,
Don DeLoach



**IF YOU HAVEN'T PAID YOUR DUES YET OR WANT TO BE A MEMBER:
2023 Dues Will Be Determined at the Meeting. Use this form and send it in
regardless of how you pay !!!**

NAME _____

STREET ADDRESS _____

CITY/STATE _____ ZIP _____

PREFERRED PHONE _____ EMAIL: _____

AMA NO _____

DESIRED STATUS (CHECK ONE):

MEMBER _____ 2023 DUES: **STBD includes Newsletter**
16-20 years - \$10
(Under 16 yrs. old – FREE!)

NEWSLETTER SUBSCRIBER _____ 2023 RATE: \$15.00 PER YEAR

SEND CHECK PAYABLE TO: MMM CLUB

C/O: CHUCK ETHERINGTON
33946 GOLDFINCH DR.,
ELIZABETH, CO 80107

News Note: MMM Now accepts "PAYPAL" for Dues, Contest Entry Fees, Etc !!

- *Simply Log in to paypal.com (or create your own "PAYPAL" account if you want)*
- *Click on "Send Money" in the upper menu bar*
- *In the "To" block, type in mmmffclub@gmail.com, the amount, and click the button "Services"*
- *In the next form where you confirm payment, in the Lower "Subject" and "Message" boxes state what the money is for... annual dues, entry fees and such.*
- *When pre-entering a contest that needs event selection or similar, you still need to send in the pre-registration form to the Contest Directors*

Note, Paypal does charge a fee for this service so if you do use paypal maybe add an extra buck to help us out

Make your own intermittent bubble machine – Dave Lofthouse



“Honey, did you order an Octopus bubble maker?” said my wife. “Yes, I did.” I responded without shame as I tore into the colorful package.

I have looked on as other flyers blow bubbles to read the air. It seems like a great way to choose just the right convective current though I would probably still miss it when I launch. I started thinking about how I could manage to handle a bubble gun whilst holding onto my airplane and tightly wound prop. I determined that I cannot do both at once. One option is an automatic bubble maker that you just turn on and it blows bubbles constantly. This would likely work perfectly but it would go through an amazing amount of soapy solution by the end of a flying session and asking my wife to turn it on and off is probably not a good idea. I wondered if I could put a non-human timer on it? Hmm.

I am not an electronics guy but with the help of some inexpensive pre-made circuits I was able to stumble through the construction of a bubble machine that works on a timed interval for ON and OFF along with adjustable fan speed so that the bubble sizes can also be adjusted.



The basic construction is as follows: Place an order for the “Outerman, Octopus Auto Bubble Maker with Music and Light” tear it apart and remove the ingenious motor/gearbox and bubble ring. My wife thought the guys at the field would appreciate the music and lights but I cut the wires anyway. The self-contained unit will pump the solution to the ring, sweep the solution around the ring, recover any unused solution back to the reservoir and blow air through the ring to create the bubbles all powered by one motor at 4.5 volts.



You will also need to order a “Timer Module, DC 5v-36v Trigger Cycle Delay Timer Switch”. This little unit will do lots of things but for me I only needed the P3.1 mode which turns ON and turns OFF for designated periods of time in infinitum.




Order up a 4 AA cell battery holder. You may have noted that the motor requires 4.5v and the timer needs a minimum 5v. Because I planned to use AA batteries, my next option was to use 6 volts or 4 batteries.



The motor will run just fine on 6 volts but the significant increase in speed makes for tiny bubbles which I did not like plus it burns through solution even faster so I ordered a “HiLetGo LM2596”. This handy circuit works as a volt meter but also includes a voltage trimmer which allows me to fine tune my motor speed by turning back voltage to around 4v.

The resulting simple circuit is not much more complicated than a flashlight. Power from Batteries, to Timer, to Voltage trimmer, to Bubble Maker. Granted, understanding the programming of the timer was a bit complex and I finally found a you tube video that laid it all out for me (link follows). I made up a birdhouse looking thing out of scrap wood to hold it all together.



I am happy to share that I did not cook any components and it worked great the first time I tried it. I set the timer for 2 seconds ON followed by 15 seconds OFF. I quickly learned that even at this modest setting the solution disappears quickly so I am going to come up with a larger reservoir. I also looked up bubble recipes on the web and found a slew of them to choose from. I plan to set this out in the field somewhere upwind and just let it run. It would probably work better if set up about head high but I do not want to give us something else to hit out there so I will probably just set it on the dirt. I will also shade the electronic bits with a piece of cloth so they do not bake too much in the California sun.

Would a pole with a piece of video tape on it do the same job? Yup, but this is pretty neat. If you choose to make one I will do my best to advise if you need it davidrlofthouse@gmail.com Oh and my total investment was around \$25 with an extra voltage trimmer and battery holder left over.

Amazon parts links

https://www.amazon.com/dp/B00LSEBYHU?psc=1&ref=ppx_yo2ov_dt_b_product_details

https://www.amazon.com/dp/B07T7MTRZX?psc=1&ref=ppx_yo2ov_dt_b_product_details

https://www.amazon.com/dp/B07WWT6HY3?psc=1&ref=ppx_yo2ov_dt_b_product_details

https://www.amazon.com/dp/B09175JYQP?psc=1&ref=ppx_yo2ov_dt_b_product_details

Youtube Links

Timer instructions:

<https://youtu.be/YU4rAmI5MI8>

<https://youtu.be/Ek9tULmWRHE>

Voltage controller instructions:

<https://youtu.be/JXokGwGViLI>



FAI FREE FLIGHT - ENTRY FORM

2023 FAI Southwest Regionals Model Airplane Championships

The Randy Archer Invitational

January 14, 15, 16, 2023 at Eloy, AZ (Sunland Gin Rd., 6.1 miles S of I-10 - Exit 200)

Proof of 2023 AMA membership is required. Entrants must provide a current license, AMA or Contest Director Receipt or cancelled check or pay for a license at the contest. Contest will be flown according to the 2023 FAI Sporting Code. No timers will be provided - please fly one, time one. For fly-offs please provide 2 timers.

Circle your events:

| Events for Saturday | | | | Events for Sunday | | | |
|---|-----|------------|-----|-------------------|-----|-----|-----|
| F1A | F1B | F1C / F1P* | F1Q | F1G | F1H | F1J | F1S |
| in case of inclement weather these events will be flown on Monday | | | | | | | |

Awards through 3rd place, plus perpetual awards for winners of F1A, F1B, F1C/F1P, F1Q, F1G, F1H, F1J & F1S.

• F1A, F1B, F1C, F1P, F1Q, F1G, F1H, F1J, & F1S are America's Cup events.

• F1A, F1B, F1C/P & F1Q will be flown in 5 one-hour rounds with a 3 min. max time beginning at 8:30AM. Fly-offs in 7 minute rounds after the 5th round for 6, 8, 10 min max flights. If necessary, a 10 min fly-off will be held Sunday morning. Sunday's Mini events will start at 8:30 and have 5 one-hour rounds with 2 min maxes, followed by 3, 4, 5 min max fly-offs.

F1P will be combined for awards with F1C. No moto-flapping or towing through flight lines.

Please pre-enter before January 1, 2023 in order to prepare the contest materials and to avoid the onrush in the morning. Send check or m.o. payable to 'Southwest Regionals', plus a copy of your 2023 AMA license and this filled-out page so we'll know what you're entering. Late entries after Jan. 1 will be charged an additional \$5.00. If you can not attend the SWR after pre-registering we will refund your fee.

Mail entry form to FAI CD: Peter Brocks, 9031 E Paradise Dr, Scottsdale, AZ 85260-6888

Need more information phone: 480-614-6183 email: brocksarizona@cox.net

| Pre-registration Entry Fees | No. | \$\$ |
|--|-----|------|
| \$2 per event FAI Juniors (under 19) | | |
| \$20 for 1st event FAI Seniors | | |
| \$10 for each additional Senior event | | |
| \$50 Frequent Flyer fee to fly any FAI, AMA, NFFS or FAC | | |
| Late entry, AMA License fee | | |
| TOTALS | | |

Please Print:

Name: _____ AMA#: _____

Address: _____ E-mail: _____

City: _____ State: _____ ZIP: _____ Phone: _____

2023 Southwest Regionals Model Airplane Championships

AMA Entry Form

Name (Last, First): _____ AMA # : _____ Jr / Sr / Adult : _____

Address, City, State, Zip: _____

Phone : _____ E-mail : _____

| SWR Competition Fees | Entry Fees | Qty | Expanded cost |
|---|-------------|-------------------------|------------------------------|
| Frequent Flyer (unlimited events) > | \$ 50 | _____ | \$ _____ - |
| | First event | Additional events | Event count |
| Event Fees (Juniors only) | free | free | free |
| Event Fee (Senior and Adult) | \$ 20 | \$ 5 | \$ _____ - |
| | | | |
| | | Total Event Fees | \$ _____ - |
| AMA License New / Renew Fees | Qty | Cost | |
| Adult (ages 19-64) \$75 | _____ | \$ _____ - | |
| additional family members \$38 | _____ | \$ _____ - | |
| Senior (ages 65 and over) \$65 | _____ | \$ _____ - | |
| Total License Fees | | \$ _____ - | Total Fees \$ _____ - |

It is important that you pre-enter by mail before January 1, 2023 Send check or m.o. payable to '**Southwest Regionals**', plus a copy of your 2023 AMA license and this filled-out page so we'll know what you're entering. Late entries after Jan. 1 will be charged an additional \$5.00. If you can not attend the SWR after pre-registering we will refund your fee.

| Event Pre-Registration Selections | Check mark events being flown | Event Pre-Registration Selections | Check mark events being flown | Event Pre-Registration Selections | Check mark events being flown |
|---|-------------------------------|--|-------------------------------|---|-------------------------------|
| Saturday Events 1/14/2023 8:30am - 4:30pm | | Sunday Events 1/15/2023 8:30 am - 4:30pm | | Monday Events 1/16/2023 8:30am - 2:00pm | |
| 1/2A Nostalgia | | Andrade - Small Mulvihill | | 1/2A Gas | |
| A Gas | | C Gas | | A Nostalgia | |
| B Nostalgia | | C Nostalgia | | B Gas | |
| Classic AB Gas | | Catapult Glider | | Classic CD Gas | |
| D Gas | | Classic 1/2A Gas | | Classic Open Tow | |
| E-36 Electric | | Dawn Unlimited | | E-20 | |
| Electric A | | FAC 1/2 Wakefield | | Early 1/2A Nostalgia | |
| FAC OT Rubber Combo | | FAC Greve/Thompson Mass Launch | | Electric B | |
| FAC WW I Combat Mass Launch | | FAC Jimmy Allen | | FAC Embryo | |
| FAC WW II Combat Mass Launch | | FAC Twin Pusher Mass Launch | | FAC Jet Catapult | |
| Hand Launch Glider | | Large Nostalgia Rubber | | FAC Modern Civilian Mass Launch | |
| Large Rubber Stick | | Large Rubber Fuselage | | FAC Peanut | |
| P-30 | | Moffett Rubber | | Mulvihill Rubber | |
| Small Nostalgia Rubber | | OT Gas Fuse/Pylon Combo | | | |
| Small Rubber Fuselage | | Small Rubber Stick | | | |
| | | | | | |

Mail To: Tom Gaylor
662 E. Washington
Gilbert, AZ 85234

AMA Questions
Tom Gaylor - Contest Director
480-892-0338

Year 2023 rules will be in effect; Events are Jr/Sr/Open combined unless otherwise noted. Check your events so we can make the proper time cards. Awards given out each day. Catapult & HLG: Time cards must be posted after each two flights. A launching pen may be in place - be sure to use it!

WORD SEARCH - FIND and CIRCLE in the puzzle the words given in CAPITAL letters in the word list. They'll be in a straight, unbroken line of letters that may read forward, backward, up, down, or diagonally. They all have something to do with our favorite hobby; flying.

| | | | | | | | | | | | | | | |
|---|---|---|---|---|---|---|---|---|---|---|---|---|---|---|
| A | H | P | Q | A | O | F | D | F | J | Z | W | S | V | K |
| R | E | B | B | U | R | L | C | L | X | H | Y | A | R | U |
| S | M | R | A | P | E | N | N | Y | P | L | A | N | E | J |
| A | B | G | O | R | B | I | T | E | E | R | S | P | M | W |
| U | R | Y | B | N | E | N | W | R | R | U | M | Y | I | U |
| W | Y | N | E | V | A | S | O | P | R | L | R | E | T | T |
| R | O | O | D | N | I | U | U | W | I | E | B | S | W | H |
| B | C | W | N | A | E | J | T | L | S | S | K | H | D | G |
| I | H | K | I | P | W | L | D | I | T | P | V | X | L | I |
| Q | U | B | W | R | U | I | O | M | C | S | G | I | T | L |
| H | A | N | D | P | K | Y | O | I | W | S | D | W | O | F |
| O | V | E | A | M | O | T | R | T | B | E | P | L | U | E |
| O | W | T | H | D | P | W | E | E | R | D | S | U | T | E |
| K | A | G | R | E | I | B | E | D | P | M | O | T | O | R |
| C | T | A | O | W | H | U | Z | R | X | W | O | Y | P | F |

AERONAUTICS

CATAPULT

EMBRYO

FLYER

FREE FLIGHT

GLIDER

HAND

INDOOR

LIMITED

ORBITEERS

OUTDOOR

PENNY PLANE

PERRIS

POWER

RESULTS

RUBBER

MOTOR

RULES

TIMER

WIND

Submitted by Kathy McLaughlin

(See April 2020 EI Torbellino for word puzzle answers)



*FREE FLIGHT WITH AN ALTITUDE!
UPCOMING EVENTS*

| <i>DATE</i> | <i>EVENT</i> | <i>FEATURE EVENT</i> |
|--|---|--|
| <i>January 7, 2022 9:00 AM kickoff</i> | <i>Annual MMM Business Meeting John McGrath</i> | <i>Pikes Peak Grange north of Franktown Colorado</i> |

FIRST CLASS



IF THIS BOX IS CHECKED, THIS IS YOUR
LAST ISSUE UNTIL YOU PAY YOUR DUES!



6994 So. Prescott St.
Littleton, Colorado
80120

**The Magnificent
Mountain Men**