

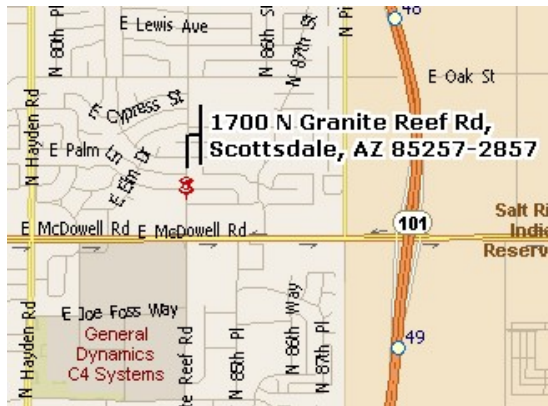
# PHOENIX MODEL AIRPLANE CLUB

HAVING FUN WITH MODEL AIRPLANES SINCE 1937

VOLUME 14 NUMBER 8

AUGUST 2009

<http://www.freeflight.org/PMAC/>



## NEXT MEETING

Tuesday September 8th

07:00 PM

Room 09

Granite Reef Senior Center

1700 N. Granite Reef Rd.

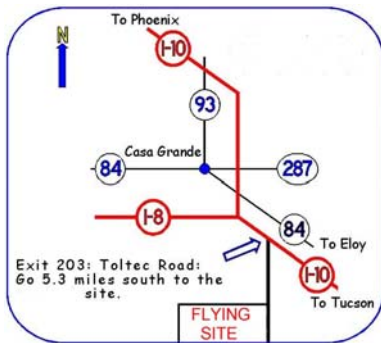
## NEXT CONTEST

FALL KICK OFF

SUNDAY SEPTEMBER 20th

WEBSTER FIELD

ELOY



## CLUB OFFICERS

*President:*

Elmer Nelson

*Vice President:*

Peter Brocks (480) 614 6183

*Secretary:*

Bill Sewel (623)-551-8678

[bsewanthem@qwest.net](mailto:bsewanthem@qwest.net)

*Treasurer:*

Elmer Nelson

*Newsletter Editor:*

Steve Riley (505) 615 8112

[steveriley@cableone.net](mailto:steveriley@cableone.net)

*Webmaster*

Alan Petersen

[alan@apetersenpaintings.com](mailto:alan@apetersenpaintings.com)



**FLYING ACES**

## PREZ SPEAKS

August 2009

Summer is upon us and around Phoenix it has been hotter than (you insert your choice of words). It is also the time that some of us who are less able to withstand the heat, beat feet and get out of dodge. Yours truly is one of the weak ones. At the moment I am parked in a small town south of Minneapolis, MN. Local weather has been great. Early morning temperatures have been in the low 60s with afternoon temps getting into the mid 70s. Truly great summer weather! When we leave here next week we will go to a small town northwest of the Twin Cities where I grew up. It is a suburb of St. Cloud nestled on the shore of Lake Wobegon. I know some of you are fans of Garrison Keillor and would really enjoy a short visit to the famous lake. I doubt that I will see Garrison this time, but he is quite a guy. Generous to a fault and often gives a helping hand to budding writers. One of his protégés is the daughter of one of my high school buddies. But enough of that stuff.

What have you been doing to prepare for our next contest and as our "FAI Sportsman" like to refer to it, the "Endless October" of contests? So far I have an 825 square inch Lucky Lindy ready for covering when I get home on September 3rd. This is truly a nostalgia model for me. It is about the size of an original ship I built as a 15 year old and is powered by the same engine – a .49 Atwood Triumph. I got two flights out of that original – a short fight and a shorter flight. Hopefully this will go better.

Our club meetings start again on the second Tuesday of September. The location will be the Scottsdale Senior Center where we have been meeting. At our last meeting it was moved and passed that we drop the daytime meetings and will hold our meetings at this location in the evenings until such time that we formally decide else wise. Bring something for show and tell and let's get off to a good start this fall.

*Elmer Nelson*



Chuck Etherington, the CD, is presenting the F1E trophy to Peter Brocks at the MMM FAI Annual. The Magnificent Mountain Men put on good contests and Denver is a great place to escape Arizona's summer heat.

The Southwest Regionals will be celebrating it's 60<sup>th</sup> birthday this coming January.  
 The SWR group has some very special things in the planning stages so start your planning now to be a part of this special event.



<b>2009 Dawn Patrols at Eloy</b>		
<i>Month</i>	<i>Saturday</i>	<i>Sunday</i>
May	30	
June	27	14
July	25	12
August	22	9
September	5	

**PMAC / TFFC 2009  
 CONTEST SCHEDULE**

FALL KICK OFF  
 SUNDAY 9/20

GHOST RIDERS  
 SATURDAY 10/24

TURKEY SHOOT  
 SUNDAY 11/15

ARIZ. FF CHAMPIONSHIP  
 SATURDAY & SUNDAY  
 12/5 & 12/6

## OOPS !

In the June issue I featured Mike Keller's marvelous glider kits. Unfortunately I got the phone number wrong. To contact Mike try 480 710 0754

### PROTECTION OF TISSUE FROM FADING

by Bill Duke

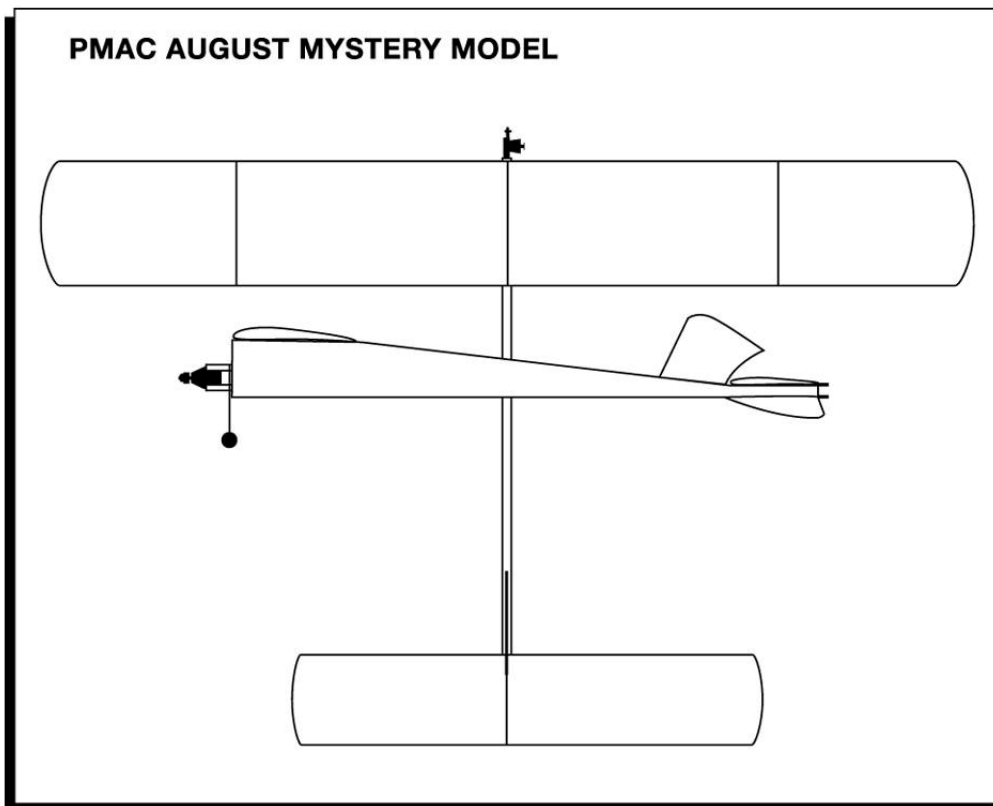
Several articles have been written regarding India Ink as a color medium for Polyspan. I also use the ink for that purpose, however, I use **Higgins Fade Proof India Ink** for the protection of tissue from fading.

The procedure is as follows:

First, apply your tissue in your normal manner, then apply two coats of 50/50 dope mix. Mix the fade proof India ink as follows. one 1 oz. bottle of fade proof India ink, 2 oz. of clear dope, and 7 to 10 oz, of thinner (vary your thinner to fit your spraying system ). Spray model components, with an even light coat follow by second coat if required. When dry, spray components with one or two coats of 50/50 clear dope. Do Not try brushing on clear dope.

(Ed. Note: Anyone who's seen Bill's models will confirm that not only does this stuff protect from fading. but it leaves a translucent color saturation like nothing else I've seen oil Model airplanes.)

(From the Pensacola Free Flight Club)



Another Mystery Model from Bob McKeon . Send me you guess on the identity of this model from the past.

## More than you needed to know about good old Ambroid.

Before Ambroid glue, you patched the birch bark or canvas on your canoe with spruce gum. It was an art and an ordeal. You gathered dried knots of pitch from spruce or pine trees. These were nurtured with patience from the trees by creating gumming notches. You harvested the knots and took them on trip with you. When you sprung a leak you started up a fire and rendered them with fat. The gum was applied while still hot. And if you didn't get your mix just right! In 1900 the canvas canoe was on the cusp of revolutionizing canoeing and launching the canoe-building industry. Charles Seavern, president of Howe & French, Inc. a Boston chemical company, was an ardent trout fisherman and canoeist. He was more than familiar with the time-consuming, messy gumming process from his Maine fishing trips in birch bark canoes.

Howe & French processed used tortoise-shell glasses to recover camphor. The leftover celluloid was burned. Celluloid had made its debut as the first plastic. It was little more than cellulose, obtained from plants such as cotton, and camphor, the plasticizer. As plastic was waterproof, it occurred to Seavern that a replacement for gum could be made from this waste. No more pitch gathering. No more fires. No more rendering. Just open a tin can and apply. It might have some color problems but the bottom of a birchbark canoe was not a designer's paradise. And since his company had waste celluloid to burn, the price of the raw material couldn't be beat.

With testing, Seavern found that his glue exceeded his original hopes as an adhesive, not only for birch bark, but the new canvas canoes as well. It was fast-drying, flexible, strong and above all, waterproof — as the packaging would later boast. Two words, amber (its color) and celluloid were combined to create the brand name Ambroid.

The liquid plastic was sold in small, round tins to sporting-goods outlets and in larger one-gallon cans to canoe-repair shops. Old Town Canoe Company became one of the first customers of the Ambroid Company, apparently even for a time, providing a tube with each canvas canoe sold. Old Town still sells Ambroid in its Wood/Canvas Repair Kit. Hudson's Bay Company became another early customer, selling large quantities across Canada through its posts and inland stores to hunters, trappers, surveyors, prospectors and natives. Ambroid is still sold by the successor, The North West Company, which operates the inland stores.

Old-time builders swear by the stuff for patching canvas. "I had an old canoe come into my shop with a complete double bottom of canvas glued on with Ambroid," says Rollin Thurlow, of Northwoods Canoe Co. in Maine.

The reconstituted tortoise-shell glasses did not immediately go into lead tubes because the lead caused the cement to gel. Citric acid was eventually added as a preventive. With the adoption of the tube, it replaced tin cans on canoe trips. Old-timers have told the Ambroid Company that it lasts for decades in the tubes. (Today, lead tubes have been replaced for safety and health with annealed-aluminum tubes.)

**Old-timer's Tip:** Makes a great fire starter on wet days.

Not only was the amber liquid one of the world's first plastic glues (chemists like to point out it is not a glue but a cement), but it became one of the most widely-known brand names in the wood-canvas canoe industry. You didn't leave home without it. Its ease of use revolutionized repairs and must have helped accelerate the popularity of the canvas canoe.

The original Ambroid, marketed as Original Liquid Cement, is still popular with hobbyists who use it on wood models because it bonds so well to porous materials. It is widely available at hobby shops. Though sales of Ambroid to canoeists have fallen with the decline in wood-canvas canoe use over the past three decades, the first commercial canvas cement is still holding on patches and outshining today's high-tech glues.



	<u>After 24 Hours Drying</u>				
	Sample 1	Sample 2	Sample 3	Total	Average
Ambroid	.120gm	.125gm	.123gm	.368gm	.123gm
Duco	.152gm	.157gm	.153gm	.462gm	.154gm
Titebond	.257gm	.251gm	.249gm	.757gm	.252gm
Original					
	<u>After Drying One Month</u>				
	Average of 3 Samples		% Reduction After 1 Month		
	.112gm		8.9%		
	.143gm		7.1%		
	.245gm		2.7%		

This is another chance to escape the Arizona heat and have some fun this summer. I have heard some great things about the field and I have been to one of their contests and it was well organized and everybody had a great time.

Steve

## **WESTFAC II.....THE NEW FLYING ACES REGIONAL IN THE WEST**

I know many of you folks have heard of WESTFAC which stands for...The Western Flying Aces . Its made up of all the Western Flying Aces Squadrons west of the Mississippi..about 30 Squadrons in all. However, you probably haven't heard about it from your newest Club Member.....that's me.

I hope to meet all of you soon. My wife and I are moving to Phoenix in 2010 and Elmer was kind enough to get me on the newsletter list and Steve was kind enough to put this article in the newsletter.

WESTFAC I was held in Perris at the SCAMPS flying field in 2007. We now plan to rotate it over three flying sites :

Gainesville Texas in 2009, Denver Colorado at the SAM 1 field in 2011 and back to Perris at the SCAMPS field in 2013. WESTFAC provides a great competition opportunity for all free flieters especially SAM Chapters and FAC Squadrons. When we founded WESTFAC in 2006, we began at Perris with just 10 events ....That has now grown to 15 events at Gainesville Texas this year. For you SAM [ I don't fly Power or Rubber Scale guys, this is a great tune up for the SAM CHAMPS as we will fly , Old Time Stick , Jimmie Allen and Small Rubber Cabin. For those who fly the FAC Events , we will offer FAC Rubber Scale, FAC Power Scale, FAC Peanut Scale, FAC Jumbo/Giant Scale [ now there's something to behold..!! ]Golden Age Scale and Five [ count um'..five ] MASS LAUNCHES..WW1 Combat, WW2 Combat, Low Wing Military Trainer, Greve Racers and Thompson Racers. AMA license is required and no folding props folks.

This is a big , much fun event and the Flying site at Gainesville is SUPERB..!!! Just visit our WESTFAC web-site at [www.westernfac.com](http://www.westernfac.com) and look at the site from three different angles plus scan the galleries and see if you recognize some of the Phoenix Model Airplane flyers at WESTFAC 1.

I sure hope some of you folks can join us in Texas on September 25th, 26th and 27th for a FANTASTIC WESTFAC II. Our PRE-REGISTRATION FORM is downloadable on our web-site.

*Roger Willis.....New Member*



# FLYING ACES

## WESTFAC MK II



SEPTEMBER  
25<sup>TH</sup>, 26<sup>TH</sup>, 27<sup>TH</sup>  
2009

GAINESVILLE,  
TEXAS

[ONE HOUR NORTH OF DALLAS FT. WORTH]


### TIMED EVENTS

FAC rubber scale, FAC power scale, FAC peanut scale,  
FAC jumbo/giant scale combined, Golden age scale,  
Dime scale, Jimmy Allen, Embryo, Old time rubber cabin,  
Old time stick

### MASS LAUNCH EVENTS

WW I Combat, WW II Combat, Low wing military trainer,  
Greve race, Thompson race

For more information see our website [www.westernfac.com](http://www.westernfac.com)



ART CHESTER'S "GOON"

## **NEXT MEETING**

Tuesday September 8th

07:00 PM

Room 09

Granite Reef Senior Center

1700 N. Granite Reef Rd.

## **NEXT CONTEST**

FALL KICK OFF

SUNDAY SEPTEMBER 20th

WEBSTER FIELD

ELOY

# **Phoenix**

**MODEL AIRPLANE CLUB**

Steve Riley

605 La Casa De Prasa Dr. S.E.

Rio Rancho, New Mexico 87124