

# EL TORBELLINO

NEWSLETTER OF SAN DIEGO ORBITEERS FREE FLIGHT CLUB

OCTOBER 2013



## *The Prez's Corner – Don Bartick*

The US Free Flight Championships were outstanding this year. You couldn't have asked for better weather. Ted Firster, the Contest Director was anticipating a turn out in the low 100's. Unfortunately, the turnout was in the low 60's. When you entered and paid your money, you got a very nice T-shirt. As in the past year the awards were cash and certificates. The pay offs for placing in an event was very well received. In my case, having 3 seconds and a third earned me \$175. It took care of my motel expense. Terry Thorkilson once again was the grand champion and pocketed \$100's of bucks for his well-earned efforts. Best I could tell, only 2 other Orbiteers showed. The only downside was the location of the flight line. Ted chose to go further north and use a piece of Hallway land that placed us another ¼ mile from the nut tree farm. The field had been plowed in the past. Needless to say, the ground was difficult to traverse. Also, the ROW pond was located on more compact ground but a distance from the flight line. This kept several of us from participating. Furthermore, the water leaked out quickly. Arline took numerous pictures that will show in various publications. Keep a look out. Well, you out there in Orbiteers land missed a good one.

I said last month, I would look at the prospective new Lost Hills field, but there is still uncertainty as to the interest by the association. Therefore I didn't. Wouldn't mean much to the Orbiteers in general anyway.

The third quarter Board meeting is now scheduled for October 18<sup>th</sup> at John Merrill's house. Look for the minutes next month in the ET.

This is a wrap for now.

*Remember: Idle Hands are the tools of the Devil. Go build & fly something.*

## 2013 ORBITEER FLYING SCHEDULE

Oct 20 - P-30, Power, & Glider

Oct 26-27 SW FAI Champs\*, Boulder City, NV

Nov 9/10 Scale Staffel FAC Contest\* (2<sup>nd</sup> of 2)

Nov 17 - Nos. Rubber, Power, & Glider

Dec 15 - Coupe, Power, & Glider

\* **Non-Club Points Event**  
**Otay Field Weather (619) 661-8297**

## MONEY MATTERS - H.Haupt

9/16/13 thru 10/16/13

**Income:**  
n.a.

**Expenses:**  
August Newsletter 5.52

**Current Balance .....** \$ 1,379.50

Banking news: The club's bank of record, **PacTrust**, was sold to another bank, **AmericanWest**. Our account number remained the same, and the new bank issued the club new checks free of charge. The account remains as before as a no fee account with no minimum balance.



# ORBITEERS YEARLY MEMBERSHIP DUES

- Junior - \$10
- Senior - \$15
- Open - \$25
- Family - \$30
- 65+ - \$15
- Lifetime - \$250
- Non-Member Newsletter Subscription - \$15

## Submit Dues to Club Treasurer:

Howard Haupt  
3860 Ecochee Avenue  
San Diego, CA 92117-4622

## BOARD OF TRUSTEES

### President / Chairman

Don Bartick ..... (760) 789-3773  
[dbartick@4-warddesign.com](mailto:dbartick@4-warddesign.com)

### Vice President / Chairman

Larry Miller .....(858) 292-1434  
[lmiller1@ureach.com](mailto:lmiller1@ureach.com)

### Secretary

John Merrill .....(619) 449-4047  
[johnmerrill@yahoo.com](mailto:johnmerrill@yahoo.com)

### Treasurer

Howard Haupt .....(858) 272-5656  
[hlhaupt1033@att.net](mailto:hlhaupt1033@att.net)

### Trustees at Large

Mark Chomyn .....(760) 753-7164  
[chomyn@roadrunner.com](mailto:chomyn@roadrunner.com)

John Hutchison .....(619) 303-0785  
[johnhutchison1@cox.net](mailto:johnhutchison1@cox.net)

Mike Pykelny .....(858) 748-6235  
[MPykelny@dslextreme.com](mailto:MPykelny@dslextreme.com)

## ORBITEER TASK LEADERS

### Safety Officer & Field Marshall

John Oldenkamp .....(619) 233-4837  
[boxbldr@hotmail.com](mailto:boxbldr@hotmail.com)

### Competition Director

Larry Miller .....(858) 292-1434  
[lmiller1@ureach.com](mailto:lmiller1@ureach.com)

### Web Master & Yahoo Coordinator

Bob Beecroft .....(760) 723-2499  
[bob@theaerosmith.com](mailto:bob@theaerosmith.com)

### El Torbellino Editor

Howard Haupt .....(858) 272-5656  
[hlhaupt1033.@att.net](mailto:hlhaupt1033.@att.net)

## THE FINE PRINT THE FINE PRINT

El Torbellino is the official newsletter of the San Diego Orbiteers, an Academy of Model Aeronautics (AMA) Charter Club (#1113) and a California not for Profit Corporation. This newsletter is sent monthly to all paid members, selected exchange and magazine editors. Non-Members may subscribe at \$15.00 per year within the U.S.A., offshore price will be adjusted to reflect the postage required. Materials from El Torbellino may be reproduced on an unlimited basis by other publications, but proper credit is requested.

## ORBITEER WEB SITE

[www.SanDiegoOrbiteers.com](http://www.SanDiegoOrbiteers.com)

Webmaster: Bob Beecroft



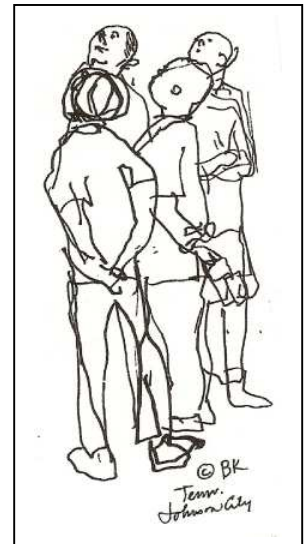
# Results for October 6, 2013 Indoor Flying

## Phantom Flash

1. Don Bartick – 163 sec
2. Greg Hutchison – 104 sec
3. Richard Wood – 89 sec
4. Mark Chomyn – 66 sec

## Novice Penny Plane

1. John Hutchison – 502 sec
2. Richard Wood – 398 sec
3. Greg Hutchison – 359 sec
4. Mark Chomyn – 358 sec
5. Larry Miller – 243 sec



The November 3, 2013 Indoor Contest at Grossmont College will consist of A6, Phantom Flash and No-Cal Profile Scale.

## OCTOBER OUTDOOR MONTHLY - CD: L.Miller

Monthly: Coupe		SDO				
9/15//2013						
CD: L Miller						
	Coupe	Flights:			Totals	SDO
	1	2	3			Club Pts
<b>Pilots:</b>						
John Hutchison	120	120	120		360	7
Greg Hutchison	120	120	120		360	6
John Oldenkamp	116	120	120		356	5
Mike Pykiney	115	120	120		231	4
Mark Chomyn	57	94	80		231	3
Don Bartick	42	74	-		116	2
-	-	-	-			
<b>Comments:</b>						
Nice day, a bit warm.						
Turned windy by noon.						
<b>POWER</b>						
		Flights:				
<b>Pilots:</b>	1	2	3		Totals	Club Pts
John Oldenkamp	95	120	120		335	2
Mike Pykely	73	83	120		276	1

## Rules to follow for building and flying No-Cal Profile & Phantom Flash at Indoor Flying Contests

Flying Aces Club Rule Book (2012-2013)

Page 15

### VIII. MISCELLANEOUS TIMED EVENTS

#### 1.0 NO-CAL PROFILE

Competition for recognizable profile scale models.

##### A. Design considerations:

1. Wing span: 16 inches maximum.
2. Aircraft with fixed landing gear must have each landing gear represented as per the original subject.
3. All wing struts must be on the model.
4. Motor sticks shall not exceed fuselage length, however, the prop may be positioned at the tip of a scale profile spinner if the real aircraft featured one.
5. Surfaces may be single covered.
6. Model must be in correct color scheme, and have control outlines, registration numbers, etc.
7. Have proof of scale. Judges decisions are final.

##### B. Official flight: 20 second minimum; NO MAX!

##### C. Scoring: Total of three flights.

#### 2.0 PHANTOM FLASH

Competition fun with a classic 1930s "sport rubber model."

##### A. Build as per kit or plan; color and decorate as you wish!

##### B. Landing gear as per kit or plan. Wheels must turn freely.

##### C. Wingspan: 16 inches as per plan.

##### D. Prop:

1. Diameter as per kit or plan.
2. Prop MUST be one-piece molded plastic.
3. Prop may be scraped, shaved or painted.


##### E. Launch technique:

1. INDOOR: ROG unassisted from floor.
2. OUTDOOR: ROG unassisted from official Embryo table.

##### F. Official flight: NO minimum! All flights are official; 120 second MAX.

##### G. Scoring:

1. Total of best three of six flights.
2. Back-up models are permitted if needed to obtain six flights.
3. May be flown as a mass launch if advertised in advance.





## FROM THE WORKSHOP

This column provides a venue for the sharing of projects under way by members of the club.

### Field report from the shop of Mark Chomyn:

November is fast approaching and I've been very busy trying to replace the losses from the last FAC contest and preparing for the FAC and indoor contests.

Needed to replace a lost embryo (Micro X Hornet). So, I built a Puma from a Tim Bucher's Stick & Tissue Modeler's Album. Only change to original plan was upgrading the wing leading edge from 1/16 to 3/32 square.

Had an old Sterling Spad kit so built it for WW1 mass launch. All up weight with rubber is 101 grams. (3.4 oz.) Put in the kit recommended dihedral (it's ample) and looks like it might actually fly.

Built another Zephr canard for the next indoor meet to replace the old Zephr lost in a tree when doing some cu-de-sac flying to amuse the neighborhood kids. Forgot to calculate the drift.

Still working on a new Berkley Chieftan for two-bit rubber to replace the one that augered in at the last FAC meet in Otay.

Hope to get some test flights in at the Oct. 18<sup>TH</sup> P-30 outdoor contest.

PS – End result of all this. Wife thinks I'm spending too much time in the garage. I think she's over reacting.



# 17<sup>th</sup> SOUTHWEST FAI CHALLENGE

OCTOBER 26 & 27, 2013  
BOULDER CITY, NEVADA  
(Reserve Day October 28, 2012)

SPONSORED BY THE SAN DIEGO ORBITEERS AND THE BOULDER CITY CHAMBER  
OF COMMERCE AN AMERICAS CUP EVENT AMA  
SANCTION #13-1326

**THIS EVENT WAS MADE POSSIBLE BY THE GENEROUS EFFORTS OF JILL ROWLAND-LAGAN, CEO OF THE BOULDER CITY CHAMBER OF COMMERCE. PLEASE PATRONIZE BOULDER CITY MOTELS, RESTAURANTS AND BUSINESSES AND TELL THEM WHY YOU ARE THERE.**

**For Classes: F1A, F1B, F1C, F1G, F1H, F1J, F1P, F1Q, P-30, E-36 and Vintage FAI Power**

## **Saturday October 26th: F1A, F1B, F1C, F1P, and F1Q**

(7) One hour rounds commencing at 8:00AM for all events

Round 1: F I A, 210 Seconds, F1B and F1C, 240 Seconds, Rounds 2-7: 180 Seconds

F1P, 180 Seconds, All Rounds

F1Q will be flown in rounds in accordance with current FAI rules. Contestants may use an approved energy limiter or may compute the allowable motor run and post the value on the model. 180 seconds all rounds.

Saturday Fly Offs will begin no earlier than 3:30PM

## **Sunday October 27th: F1G, F1H, F1J, P-30, E-36 and Vintage FAI Power**

Tie-Breaker "Espresso Fly-Off" (No Max): F1G 7:15-7:25; F1H 7:30-7:40; F1J 7:45-7:55, Vintage FAI Power 8:00-8:10

(5) 45 Minute rounds commencing at 8:30AM

FIG, F1H and F1J, 120 Seconds, All Rounds

Vintage FAI Power, 180 Seconds, All Rounds

E-36 and P-30 8:00AM to 12:00PM, No Rounds, AMA Rules

## **Sunday Flyoffs**

No earlier than 12:45PM (30 minutes after close of Round 5) flyoffs will begin. For FIG, F1H and F1J, the first flyoff round Max will be 180 seconds. The second flyoff Max, if required, will be 240 seconds.

Vintage FAI Power Flyoffs will use the same engine runs, with a 240 second Max for the first flyoff and a 300 second Max for the second flyoff.

For all Sunday events, if a winner is not determined at the conclusion of two flyoff rounds, the Espresso Flyoff times will be used to determine final placing.

## **Awards**

Perpetual Trophies to winners in F1 A, F1B, F1 C, FIG, F1H, F1J and F1Q

Glassware 1st through 3rd place for all events, including F1P, E-36, Vintage FAI Power and P-30. Cups to the Winners of "Espresso Fly-Offs".

Entry Fee: \$30 for first event entry, \$10 for each additional event entry. \$10 for P-30 and E-36. No entry fee for Juniors or Espresso Flyoff

## **Contest Director:**

Bill Booth Jr.  
5092 Nighthawk Way  
Oceanside, CA 92056  
(760) 842-1079  
[booth@boothsuarez.com](mailto:booth@boothsuarez.com)

Bob Beecroft  
3488 Linda Vista Terrace  
Fallbrook, CA 92028  
(760) 723-2499  
[TheAeroSmith@roadrunner.com](mailto:TheAeroSmith@roadrunner.com)

## **Directions to El Dorado Dry Lake:**

On Hwy 95 approximately 7 miles south of Hwy 93. Access through the Desert Tortoise fence is on the west side of Highway 95 on the north edge of where the power lines cross the highway. The flying area is to the west, either in the middle (35.867N/114.943 W) or on the south end (35.846N/114.961W) of the lake bed. In the early morning, the field is approximately 35 minutes drive time from the Las Vegas "Strip". Camping on the field is permitted.



**FLYING  
ACES**  
SQUADRON 41



SAN DIEGO  
**Scale Staffel**



Outdoor Flying Contest

**Saturday and Sunday, Nov. 9 and 10, 2013, 7 a.m. to 12:30 p.m.**  
**Scamps Flying Field, Perris CA**

**Events Prizes**

Awards for first to third place.  
First place trophies for WWI  
and WWII Combat. \*

**Fees**

\$8 for contest including  
entry for one event, \$3 for each  
additional event, \$20 maximum  
to cover contest entry and 5 to  
11 events

**Contest Directors**

**George Mansfield**  
gmansfield75@gmail.com  
phone (858) 453-3857

**John Hutchison**  
johnhutchison1@cox.net  
phone (619) 303-0785

**Awards Presentation**

Immediately following the  
contest's final gun on Sunday

**Hotel Accommodations**

✦ **Perris Hotel**  
480 S. Redlands Ave, 92570  
(Less than 2 miles from the  
flying field)  
**(951) 943-5577**

Hampton Inn & Suites  
12611 Memorial Way,  
Moreno Valley, CA 92154  
(Less than 12 miles from the  
flying field)  
**(951) 571-7788**

✦ As of 9/4/13 the Perris Hotel is  
under going renovations and  
should reopen in early Oct.

***Pilot's Meeting: 8 a.m. on both days***  
***Lunch is at the flier option for both days***

**FAC Single Model Events**

Fly any event on either day, but all flights for a  
given event must be flown on the same day

1. FAC Rubber Scale
2. FAC Power Scale (90 second max)
3. FAC Embryo Endurance (ROG)
4. FAC Jimmie Allen (ROG)
5. FAC 2-Bit(+1) Rubber (ROG)
6. FAC Phantom Flash (ROG)
7. FAC Golden Age Civil Scale
8. FAC Jumbo Scale

**Mass Launch Events**

**Saturday**

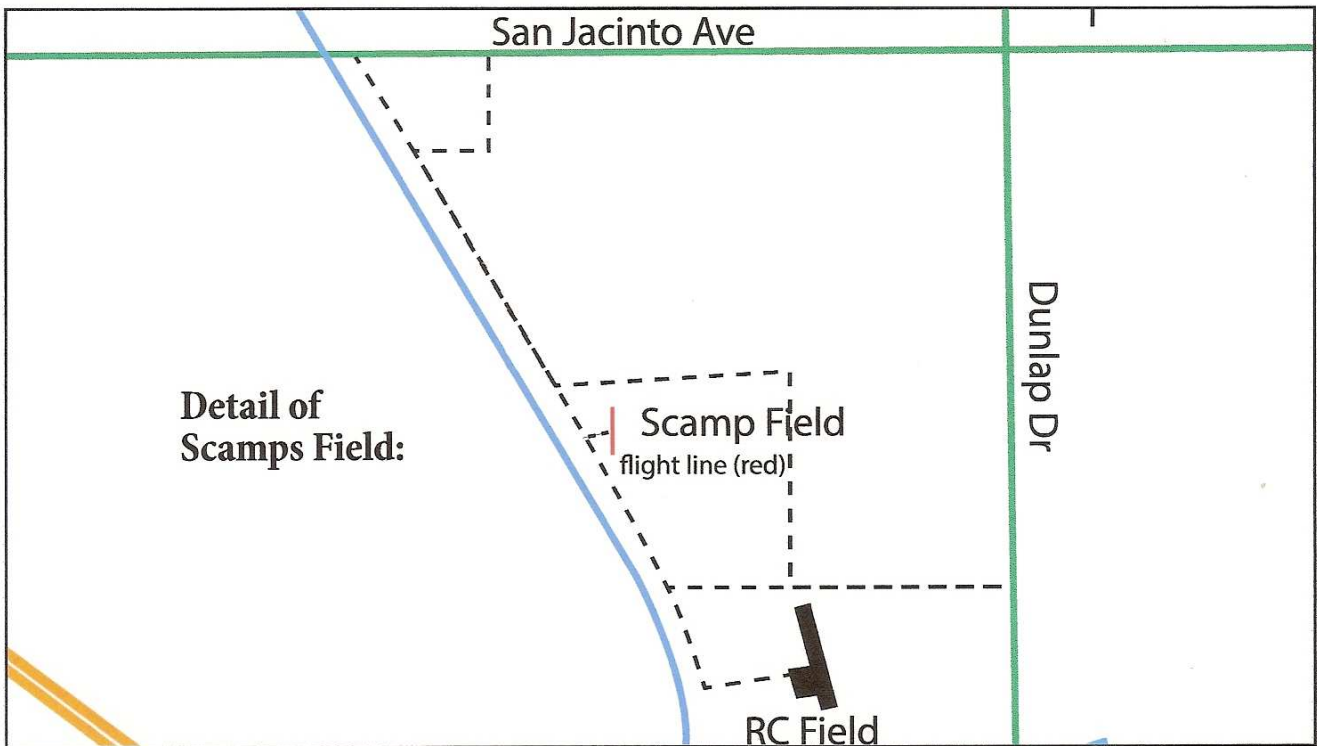
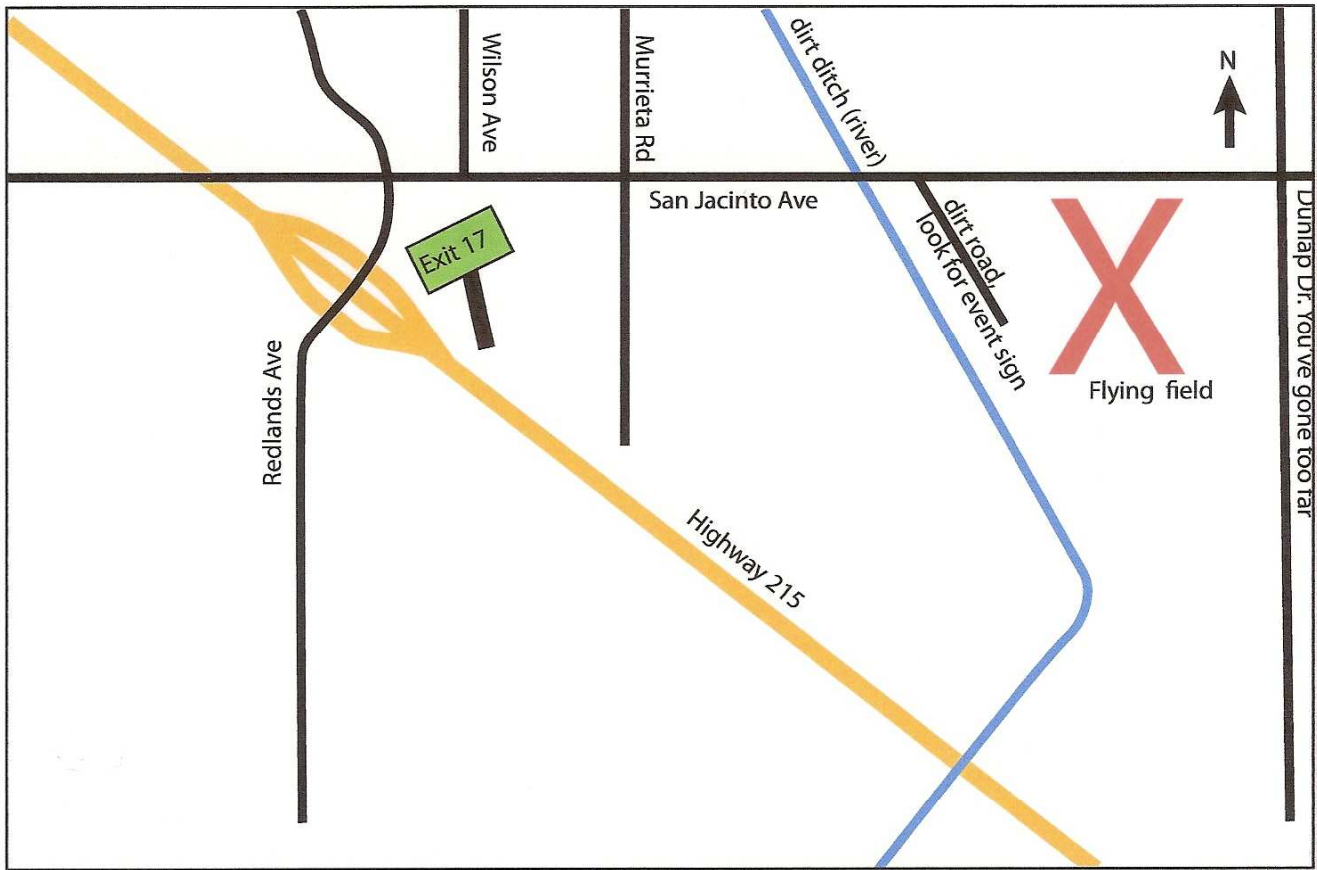
9. FAC World War 1 Combat:  
Wind at 8:20 a.m., Launch at 8:30 a.m.
10. FAC World War II Combat:  
Wind at 9:20 a.m., Launch at 9:30 a.m.

**Sunday**

11. Double Trouble (Twins)  
Wind at 8:20 a.m., Launch at 8:30 a.m.
12. FAC Greve/Thompson Race:  
Wind at 9:20 a.m., Launch at 9:30 a.m.

\*Earn points towards your GRAND CHAMPIONSHIP. This contest's scores coupled with those of the contest held in August 2013 will determine our annual Grand Champion. The trophy will be presented after the November event to the flier who garners the most 1st to 3rd place points in our two 2013 contests.

# Scamps Flying Field, Perris CA





# Possible Places for lunch

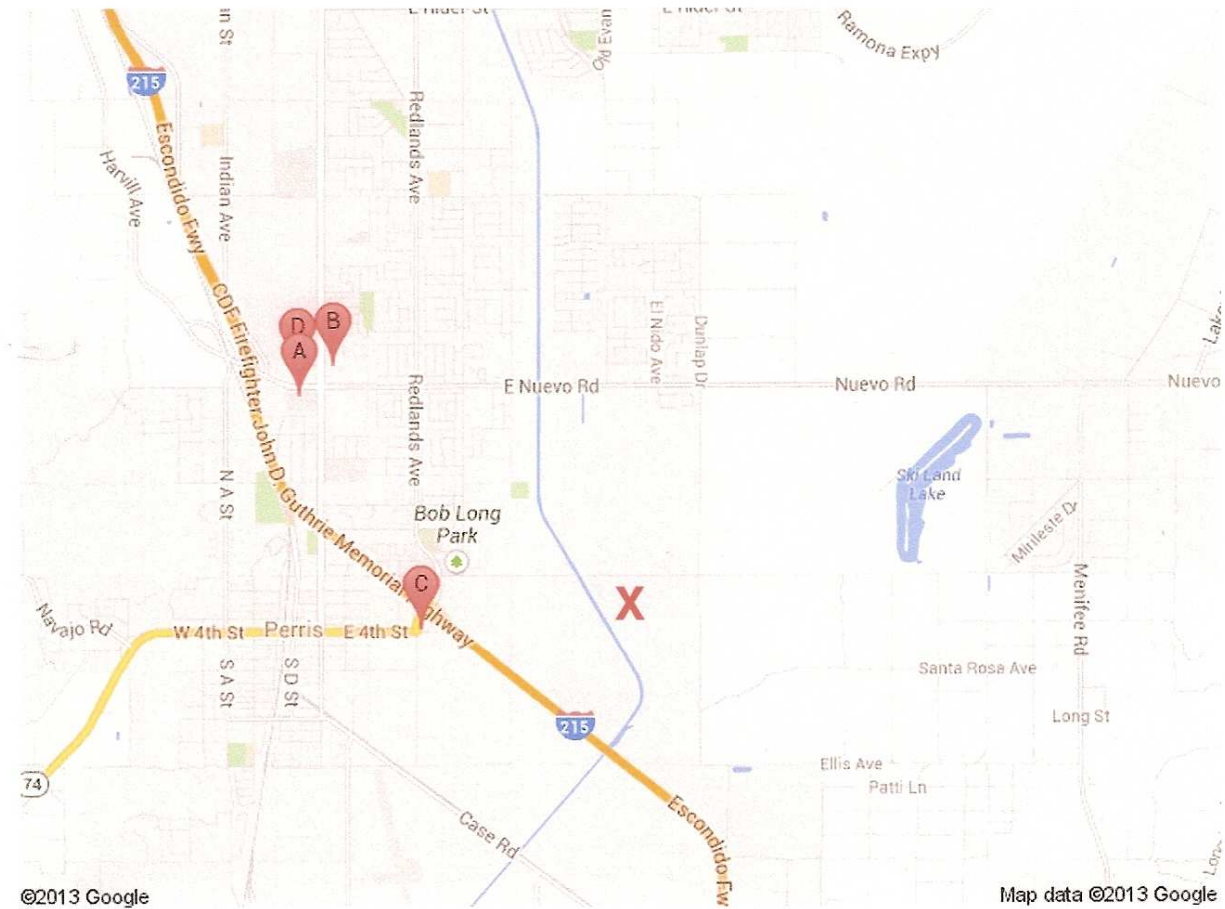
A. Sizzler  
91 W Nuevo Rd, Perris, CA  
(951) 940-4021  
3.7 ★★★★★ 12 reviews \$

B. Jenny's Family Restaurant  
1675 N Perris Blvd, Perris, CA  
(951) 657-2945  
3.9 ★★★★★ 21 reviews \$\$

C. Denny's  
570 E 4th St, Perris, CA  
(951) 657-1123  
2.9 ★★★★★ 13 reviews \$

D. IHOP  
1688 N Perris Blvd, Perris, CA  
(951) 943-1844  
3.7 ★★★★★ 15 reviews \$

A. Subway  
15 Nuevo Rd, Perris, CA  
(951) 943-4943  
2.7 ★★★★★ 4 reviews \$



**X Scamps Flying field**





# First Weedwacker Aerosquadron

Lakeside, CA



## Swap Meet

# Saturday, November 2nd 2013

### Highlights

- ◆ \$5 Sellers Fee
- ◆ Buyers - FREE
- ◆ 7:30 - 11:30 am
- ◆ Entry gate opens at 7:30 am

**Models of all types are invited!**  
**RC Boats, Cars, Planes, Heli's—**  
**Control Line and Free Flight too!**



**Site Location:**  
**Cactus Park**  
**10295 Ashwood Street,**  
**Lakeside CA 92040**

**Questions?**  
**Don Madison: 619-296-1510**  
**Keith Miller: 619-405-0192**



## **San Diego Orbiteers Quarterly Board of Trustees Meeting Minutes**

Friday, October 18, 2013. Held at the home of John and Ann Merrill.

In attendance: Don and Arline Bartick, Larry Miller, Mike Pykelny, Mark Chomyn, John Hutchison, and John and Ann Merrill

After dinner, meeting called to order about 7:30ish.

**The minutes** of the last meeting were reviewed, and approved as published.

**Treasurer's Report:** The last report we received was what was published in the last E.T., so that was approved as published. There were no current updates.

**Membership report:** There are possibly 3 or 4 new members, but we do not have a current update. This leads to the current business under Old Business.

**Old Business:** Last month, we were tasked with ways to come up with a membership campaign. Here are some updates: Mark talked with folks at the San Diego Air and Space Museum about the possibility of adding a link to our website onto their website. Unfortunately, it became clear that is against their policy. Mike showed us a draft of a hand-out which could be helpful in enticing new folks to our club. It was drafted by his wife Linda, and she did a great job, only a few additions were suggested. Finally, John M. was tasked with looking into certain aspects of our website, including; check website for contest and newsletter information, check to see if there is a new member link, a membership application form, or for any other discrepancies. John reported that unless you search through the E.T. link on the website, there is no contact info other than for the webmaster. Also, there is nothing about joining the club, or membership. The most current E.T. on the website is from Jan. 2013. There is no link to the Scale Staffel website. The link, under the Favorite Links tab, to the Starlink-Flight Tech Models still lists Larry Bagalini's home address and phone number. If you click on the link to the

E.T., it lists Howard Haupt as Treasurer, and again on last page as Editor, but no mention of membership coordinator, or where to send a check to become a member. Finally, the link to our flying site map is overlaid with the printed directions, which makes it hard to decipher. In addition, the roads have changed in the Otay Mesa area, and directions to the field need to be updated. Otherwise, we have a very nice website, and many thanks need to go to Bob Beecroft, who set up the website, and maintains it as webmaster. He has done a great job with the information he has been provided. John H. said he will investigate the future of the website.

**New Business:** 1. It was decided that we need to publish the indoor rotation of events. Every month, at the indoor contest at Grossmont College, will be a rotation of three events among A-6, Phantom Flash, and Penny plane. In addition, Scale Staffel will host two events every month, and they are Phantom Flash and No-Cal, both being eligible for FAC points. Orbiteer indoor points for the one event that overlaps, Phantom Flash, will only be available on the month where it is the Orbiteer feature event. 2. Maintaining a log book of the motions made at club meetings. A book exists, which Larry has. He will now bring it to meetings, and motions made, whether they pass or not, will be entered into the log book. It will be handy to have available for quick reference. Mark is going to go back through several months of the E.T. to check for updates and submit those to Larry. 3. Mike had been reviewing our membership pay structure, and decided it seemed too varied and confusing. He then made a motion that we make the following changes: Make membership a flat rate of \$15.00, keep the Life Member fee the current \$250.00, and make juniors 16 and under free. Those wanting to have the newsletter in print form will pay an additional fee to cover the printing and postage costs (that fee to be determined by the editor). Larry seconded the motion, and it passed unanimously.

**Contest Reports:** Don reported on the USFF Champs, held at Lost Hills. He said it was very well run, and well organized. John H. reminded us of the next Scale Staffel contest in Perris, Ca on



November 9<sup>th</sup> and 10<sup>th</sup>. Also, another reminder of the next 4<sup>th</sup> of July contest, which will have a cash prize of \$100 for both peanut scale, and for the Twice Mooney event (twice peanut scale, 26" w.s. maximum, and must have been designed by Walt Mooney). The peanut can be of anyone's design. There is an Orbiteers contest this Sunday, which has P-30 as the featured event.

**Open Discussion:** John H. told us that Kathy has access to a distributor that has hats available at a very reasonable rate, if the club is interested in ordering some. There is a minimum of 24 which need to be ordered. It was determined that we would hold off ordering any at this time. Don reported that you can get water transfer sheets to make decals for models, and it is available for either ink jet or laser jet printers. He got his via Amazon.com at a reasonable price. John H. said he has Scale Staffel t-shirts available, in either white or ivory, and with two styles of logo available. They feature an S.E.5a, and are very nicely done.

**Good of the Order:** John and Kathy have a new great-son, named Jack. It was reported that he is healthy, and will be flying a P-30 in no time! Congrats to John and Kathy.  
The meeting was adjourned at 9:22 p.m.

Respectfully submitted by John R. Merrill,  
Secretary

---

## **SUPER GLUE - The CyA Story**

By A.A. Lidverg  
From the newsletter of the Pensacola Free Flight Team, G.White / Editor.

**An accidental invention:** Dr. Harry Coover was a researcher working for Kodak Research Labs in 1942. While trying to develop a clear plastic gun sight, he discovered something else: cyanoacrylates. But it was no good for what he needed -- it stuck to everything which created a huge mess. So he set it aside and moved on.

Nine years later, Dr. Coover was working at the Tennessee Eastman Chemical Company. This time he was trying to find a tough polymer for jet canopies. While experimenting, he remembered the

cyanoacrylate and wondered about its ability to refract light.

A fellow researcher, named (ironically) Dr. Fred Joyner, spread a film of ethyl cyanoacrylate between two prisms of a refractometer. Not only did it not reflect light, but it once again left a big sticky mess. And no matter how hard they tried, the two scientists couldn't pry the expensive prisms apart. Embarrassed, they sheepishly told company execs about the ruined equipment. But instead of ridicule, they received praise -- and orders to begin developing the adhesive for commercial use. Eastman compound #910 hit the market in 1958 but initial sales were slow. Why?, because people simply didn't believe Eastman's claims about the glue. So to prove its worth, Dr. Copper appeared on the TV quiz show, "*I've Got a Secret*" and lifted host Gary Moore completely off the floor -- using only a drop of glue.

**How it Works:** Cyanoacrylate or CyA or CA for short, is a highly reactive liquid and when left to its own devices, will quickly solidify. The addition of an acid stabilizer prevents the CA from reacting and keeps it in a liquid state. When the acid comes in contact with a catalyst, its stabilizing effect is neutralized. This allows the CyA molecules to react with each other, forming long polymer chains.

The catalyst for the acid stabilizer is hydroxyl ions, which are conveniently located in every molecule of water. So, do you have to mix CyA with water? No, most surfaces already have a tiny bit of water on top of them. If they don't, there are always minuscule amounts of water available in the air. The water acts as a trigger, allowing the molecular structure of CyA to change. The molecules join up like a long series of popper beads. What was a thin liquid becomes a hard mass of molecular spaghetti noodles, bonding to whatever it contacts.

**Super Glue Tips:** Make sure the parts being glued don't move at all during the formation of the chains, if they move the chains will break and the glue won't hold.

Super glue bonds best when it's used at the rate of one drop per square inch. More than that requires a much longer bonding period, which results in a weaker bond. If you're gluing together two flat pieces, rough them up with sandpaper first. That'll give the glue more surface area to bond to. But make sure you blow off any dusty residue first.

**Glue Your Fingers Together?** Try a little nail polish remover. Don't have any? Try warm soapy water and a little patience. Your sweat and natural oils will soon loosen the bond.



WHY WE DO IT

I often ask myself why I travel half way around the world, expose myself to physical exhaustion and spend hours at painstaking precision model building. I most often ask myself this

– is great therapy to take one’s mind away from the hustle and bustle of the modern-day world.

There is something indoor flyers have in common that I can’t put my finger on. I do know that it has

unmanned through the air seems to embody our subconscious desires for freedom.”

If you are the kind of person who stops to watch a hawk float effortlessly in the sky, then indoor flying could



*Dennis Tyson and F1D*

question after a rough day of flying when all I got to show for it is a fist full of extremely light micrometer cut balsa sticks.

All this effort is certainly not due to monetary value. Then why am I doing it?

Some people feel that friendship and competition is worth it and they have a valid point. Model building and flying – particularly indoor flying

something to do with the flight of the model aircraft. It is the slow, graceful and dreamlike image that an F1D gives that makes people stare in wonderment. Cezar Banks calls it an “aura,” for the lack of a better description.

The Japanese, known for their philosophy, seem to relate it to freedom. According to the president of the Chubu-Nippon Broadcasting Co., the “sight of model airplanes flying

be the answer to recapture those calm and peaceful moments that are so rare in today’s fast-paced life.

I still can’t put my finger on the exact reason why I enjoy indoor flying, but maybe the models, seemingly suspended in mid-air, transfer naturally to me that tranquil feeling that so many people seem to have lost in the 20th century. ✨

—Larry Cailliou, 1984



SAN DIEGO ORBITEERS  
Howard L. Haupt / Editor  
3860 Ecochee Avenue  
San Diego, California 92117-4266



## WHAT'S HAPPENING - OCTOBER / NOVEMBER 2013

---

- Oct. 20 - **Orbiteer Outdoor Monthly**, Otay Mesa, 8:00 am.  
Feature Event: P-30 Other Events: Power & Glider
- Oct. 26/27 SW FAI Champs, Boulder City NV, (See enclosed flyer).
- Nov. 2 - 1<sup>ST</sup> Weedwacker Aerosquadron Swap Meet, Cactus Park / Lakeside, 7:30 – 11:00 am.  
See enclosed swap meet flyer for details.
- Nov. 3 - Indoor Flying, Grossmont College (Upper Gym), 7:30 am to 11:30 am.  
Feature events: A-6, Phantom Flash, and No-Cal Scale.
- Nov. 9/10 Scale Staffel, FAC Outdoor Scale Contest, Perris CA, 7:00 am to 12:30 pm daily.  
See enclosed contest flyer for details.
- Nov. 17 - Orbiteer Outdoor Monthly, Otay Mesa, 8:00 am., Nos. Rubber / Power & Glider.