

EL TORBELLINO

NEWSLETTER OF SAN DIEGO ORBITEERS FREE FLIGHT CLUB

SEPTEMBER 2020



Prez's Corner – Mark Chomyn

I'm naming the theme of this month's diatribe "Curb Your Enthusiasm". Why? If you recall last month's Prez's Corner you probably noticed that the mood of that column was quite upbeat. The end of our hot months black-out was fast approaching and visions of the restart of our monthly competitions on September 20 had me excited. Being back on the field with other members and flyers was going to signal the beginning of a return to a "new normal".

Well, unfortunately I got a little ahead of myself. Given the continued uncertainty of the ongoing pandemic, and field conditions that make two-minute max outdoor flights a bit difficult to retrieve (despite some well needed field maintenance) we will be putting our outdoor contests on hold until further notice. On the indoor side, the Grossmont College will be operating in a remote learning mode and we will not have access to the gym for indoor events until we hear otherwise from the college. Bottom line, all our indoor and outdoor events are cancelled until further notice. We will update the membership and our regular guest flyers with information in the El Torbellino and by e-mail. Sorry to rain on the parade but this is life in the "new normal".

When the COVID-19 lockdown conditions started I found myself in the garage and diving into a model building program to take my mind off what was going on. As a result, I've built several models over the past 6 months. As time passed, my enthusiasm for building started to wane a bit and building time increased for each successive model I constructed. In an effort to keep the fire going I switched to a repair and refinish program for several older models suffering from hangar rash. When my repair and refinishing efforts were done, I moved into a third phase of activity. That phase consisted of going through all my model magazines and I have quite a few (Flying Models, Model Builder, Flying Aces Magazine, SAM Speaks, NFFS Free Flight Digest and some very old editions of Model Airplane News) to find plans for free flight rubber planes that just begged to be built. That effort resulted in over 50 such plans and could have been more if I hadn't shown some restraint. So, with those plans in hand I will once again return to the building phase after doing a triage on my plans list to determine the pecking order for which models are built and when. I think I'll have enough in hand to see me through a decade.

That's it for this month's words of wisdom after all I've got planes to build.

Mark

"I just whip out my blue card with a hole in it and read what it says: "When color of card matches color of sky, FLY!"

Gordon Baxter of Flying Magazine

Mark Chomyn →



BOARD OF TRUSTEES



Chairman

Mark Chomyn(760) 753-7164
chomyn@roadrunner.com

Vice Chairman

John Hutchison.....(619) 303-0785
johnhutchison1@cox.net

Secretary

John Merrill(619) 449-4047
johnrmerrill@yahoo.com

Treasurer (Trustee at Large)

Howard Haupt(858) 272-5656
hlhaupt1033@att.net

Don Bartick (760) 789-3773

dbartick@4-warddesign.com

Mike Jester(775) 831-8303

michaeljester@gmail.com

Mike Pykelny(858) 748-6235

MPykelny@dslextreme.com

Open Position.....(xxx) xxx-xxxx
yourname@volunteer

ORBITEER TASK LEADERS

Competition Director and Score Keeper

Mike Pykelny.....(858) 748-6235
MPykelny@dslextreme.com

Banquet and Social Activity Coordinator

Linda Piazza.....(858) 748-6235
MPykelny@dslextreme.com

Safety Officer & Field Marshall

Open Position(xxx) xxx-xxxx
yourname@volunteer

Web Master

Kathy McLaughlin.....(619) 303-0785
kamclaughlin1@cox.net

Newsletter Editor / Membership Coordinator

Howard Haupt(858) 272-5656
hlhaupt1033@att.net

ORBITEERS MEMBERSHIP DUES

Annual Membership - \$20
Lifetime Membership - \$250
Non-Member Newsletter Subscription - \$15
Junior Members 16 years old or younger - Free

Submit Dues to Club Treasurer:

Howard Haupt
3860 Ecochee Avenue
San Diego, CA 92117-4622

THE FINE PRINT THE FINE PRINT

El Torbellino is the official newsletter of the San Diego Orbiteers, an Academy of Model Aeronautics (AMA) Charter Club (#1113) and a California not for Profit Corporation. This newsletter is sent monthly to all paid members, selected exchange and magazine editors. Non-Members may subscribe at \$15.00 per year within the U.S.A., offshore price will be adjusted to reflect the postage required. Materials from El Torbellino may be reproduced on an unlimited basis by other publications, but proper credit is requested.

ORBITEER WEB SITE

www.SanDiegoOrbiteers.com

Webmaster: Kathy McLaughlin



Chang Mun Kim

Large K & P Winder with Counter

By Mike Jester

My preferred winder for mid-sized outdoor models is now the large K & P winder. I bought mine a few years ago from Norm Furutani for around \$75 as I recall. It was in near-new condition. The same winder is still commercially available from KP Aero Models which I believe is a UK Company. The crank handle is removeable and can be inserted into one side for a **4:1** ratio for winding large cross-section rubber motors. The crank handle can be inserted into the other side for a **10:1** ratio for winding mid-size motors such as a 6 x 1/8-inch P-30 motor. This is a huge advantage over the Gizmo Geezer winder which only has a **5:1** ratio. Winding an FAC model in a mass launch is a stressful process when using the Gizmo Geezer winder. It seems like it takes forever while the CD and the other fliers are glaring at you. The long-rumored **10:1** Gizmo Geezer winder never went into production as far as I know. But the Gizmo Geezer winder has two advantages over the original large K & P winder, namely, mine is equipped with a mechanical counter and a built-in torque meter.

I recently retrofitted my large K & P winder with a mechanical counter that came in an after-market kit produced by D Knight Limited, another UK company. The picture below is from the KP Aero Models website.



Large K & P Winder with Mechanical Counter

I am not sure where I bought the counter kit. I am guessing that Mike Woodhouse at www.freeflightsupplies.co.uk might be able to help locate this kit. I prefer mechanical counters because they are very reliable and you don't have to fiddle with replacing those tiny coin-type batteries. I almost always wind to torque, and only use the number of turns as a rough gauge of how close the rubber motor is to the desired launch torque and/or the breaking torque. I am not aware of any retrofit torque meter for the large K & P winder so I plan to use mine with my Wilder outdoor torque meter coupled between the motor hook and the winder.






Large K & P Winder Coupled to Wilder Outdoor Torque Meter

I also own a **10:1** Rees winder with a built-in torque meter but its main disadvantage is that you have to wind counter-clockwise with this winder. When I tried to replace the battery in its counter, I was never able to correctly reassemble the counter. I also have a Morrill Winder with a built-in mechanical counter and torque meter for winding really large rubber motors, e.g. 16 x 1/8-inch. I am not sure my large K & P winder is capable of handling torque levels of 30 inch-ounces and more. I have a very nice Blazhevych F1G winder manufactured in the Ukraine or somewhere else in Eastern Europe. This sleek winder includes a built-in counter and torque meter. I purchased mine from Starlink Flitetech. The smoothness and ease of operation of this **5:1** winder is unparalleled. You can get to 400 turns quickly and that is about the max you can wind a coupe motor.

The feature that makes the large K & P winder stand out from all the rest is that it allows you to wind at a **10:1** ratio turning the crank in a normal clock-wise manner. The Volare Products web site says that it sells the large K & P winder with a counter for \$125. If you are an avid outdoor rubber flier, that is a bargain. Now if someone would just make a retrofit torque meter for this winder, I would be all set. I plan to determine if the torque meter from my Rees winder can be permanently mounted on my large K & P winder.




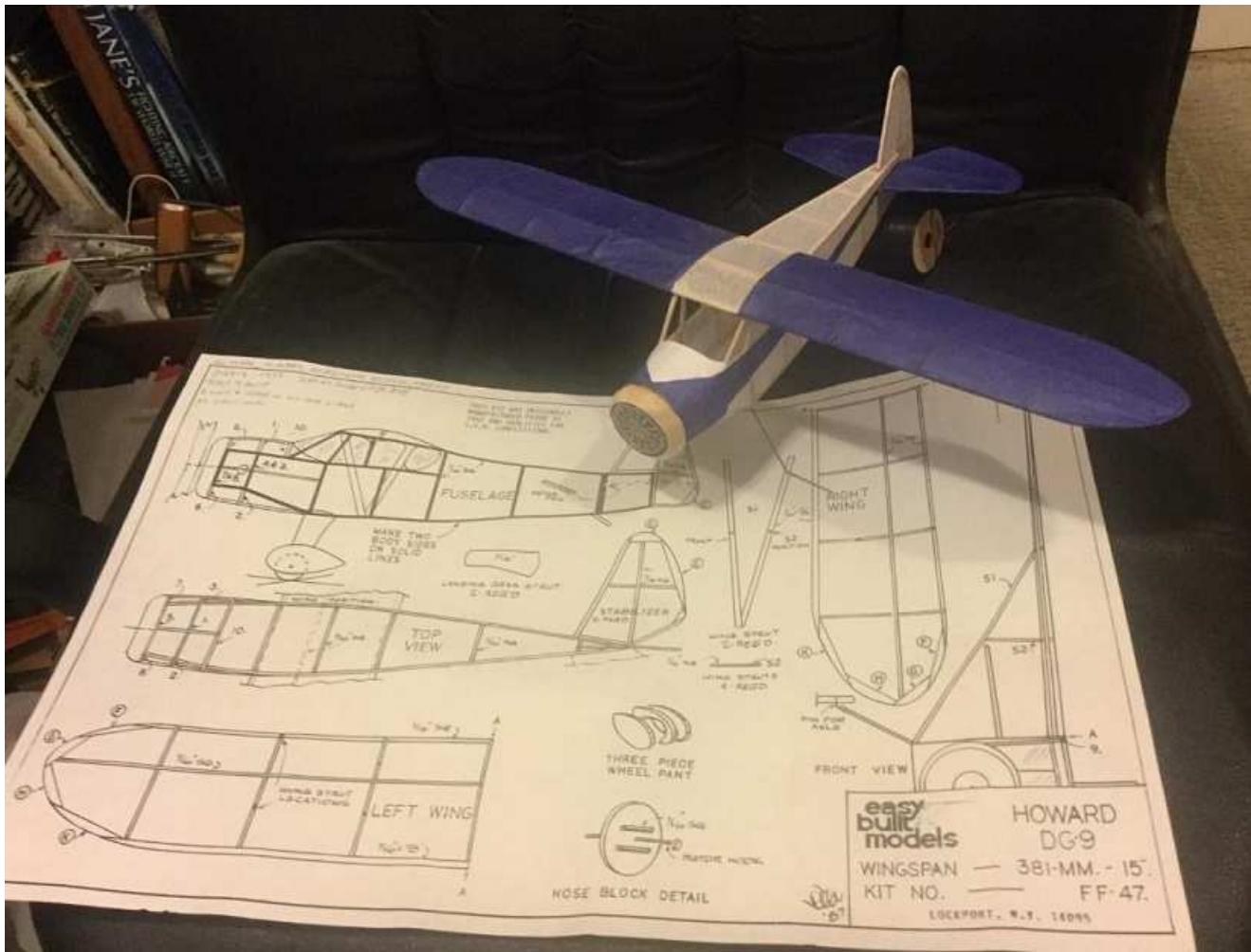
From the Workbench - John Merrill

Last month this little bird was in bare bones, and after an entire month it hasn't got too much further along, unfortunately. She still needs a windshield and side windows, wing struts, landing gear assembly, and a few other details.

This is a Dime Scale kit from Easy Built Models, with a 15" wingspan. It's a Howard DGA-9, which was originally built in 1937.

There were only a total of 7 built, so I thought it somewhat odd it became a dime scale kit. Fingers crossed I can get a few decent flights out of it. This will be the 3rd dime scale I've completed this year (thank you quarantine), so hopefully one of them will fly.

So, now that you know I'm the world's slowest model builder, what's on your workbench? I hope you are staying healthy, and having fun building!



SAN VALEERS 71st ANNUAL & 32th NOSTALGIA ANNUAL October 24th & 25th, 2020 - LOST HILLS, CA. AMA Sanction 9761

A NFFS NATIONAL CUP & AMA AA SANCTIONED CONTEST
(SCAMPS/SCIFS contest same weekend with SCAMP CD Dan Heinrich aeronutd@cs.com)

AMA CAT II & NOSTALGIA CAT II** (WEATHER PERMITTING)

SATURDAY 8 TO 5	SUNDAY 8 TO 3	BOTH DAYS
1/2A GAS	A GAS	P-30, HLG & Catapult Glider
1/2A Nostalgia**	CD GAS	1/2A Golden Age
B GAS	Nostalgia**	Nostalgia Rubber
Vintage FAI	BC Nostalgia**	Dakota One design timed target

(all flights same day for each entry)

VINTAGE FAI

SATURDAY 8:00 am-1:00pm (5 1hr rounds) All flights 180 secs Flyoff at 2:00pm with 10 min window. Additional flyoffs if required 1 hr apart with 10 min window.

HUNTER MEMORIAL SUNDAY MORNING (weather permitting)-Sponsored by Mike Thompson

RULES: Any gas free flight airplane. 15 second VTO, 12 second H.L. Highest single flight time (no max) Starts Sunday at sunrise with 1 hr window (start time announced). Entry fee (\$1.00 per flight)

****NOSTALGIA** per latest rulebook except motor runs which shall be 10 sec HL, 13 sec VTO for 1st 3 flights, 7 & 9 secs on all flyoff flights. Classes scored separately for National cup but awards given for 1/2A Nostalgia, A Nostalgia, and BC Nostalgia combined.

1/2A GOLDEN AGE 1/2 A Models from 1957 to 1969 Engines:TD OR HH .049/.051, motor runs same as Nostalgia

Joe Wagner Memorial Dakota One Design Set target time before 1st flight. (Lowest score wins (seconds above or below target time) 3 tries. \$100 to winner

MERCHANDISE AWARDS (engines, kits, fuel, wood, \$\$\$, etc)

AMA CD: Norm Furutani norginf@gmail.com

Nostalgia CD: Terry Thorkildsen (805) 495-6135

AMA & Nostalgia: 1ST event: \$10.00, Additional events: \$5.00 per event or \$35 unlimited entry,

JRS FREE. Please bring exact change if possible to reduce handling money.

Masks when in proximity to others and social distancing per Covid-19 will be strictly enforced. Time cards to be kept by contestant until finished and times and model type, engine to be verbally given to CD's after each flight except HLG and Catapult Glider.

"JUST BRING YOUR MODELS AND SLEEPING BAG AND HAVE FUN"

50th ANNUAL UNITED STATES FREE FLIGHT CHAMPIONSHIPS

September 18 - 20, 2020 at Lost Hills, CA - Category II - AMA Sanction - American & National Cup Events

Friday September 18 7 a.m. - 5 p.m.	Saturday September 19 7 a.m. - 5 p.m.	Sunday September 20 7 a.m. - 3 p.m.
Modern Events	Modern Events and FAI	Modern Events and FAI
A Electric P-30* Moffett and Mulvihill Super D Gas*	E-36 A Electric P-30* Moffett and Mulvihill Catapult Glider* Pen (Jr and Open) A Gas* C/D Gas* F1A, F1B and F1C/P Vintage FAI Power	E-36 A Electric P-30* Moffett and Mulvihill Hand Launch Glider* Pen (Jr and Open) F1S from Glider Pen 1/2 A Gas* (Jr and Open) B Gas* F1G, F1H, F1Q
NOSTALGIA EVENTS	NOSTALGIA EVENTS	NOSTALGIA EVENTS
Nostalgia Electric Early 1/2 A Nostalgia Nostalgia Rubber Large & Small NOTE: You may fly your first three flights of any Nostalgia or Classic event on Friday and finish Sat or Sun.	Nostalgia Electric Early 1/2 A Nostalgia Nostalgia Rubber Large & Small 1/2 A Gas Nost. B Gas Nost. C Gas Nost	Nostalgia Electric Early 1/2 A Nostalgia Nostalgia Rubber Large & Small 1/4 A Gas Nost. A Gas Nost. Golden age
CLASSIC	CLASSIC	CLASSIC
Classic Towline* Jimmy Allen	Classic Towline* Classic 1/2 A Gas Jimmy Allen	Classic Towline* Classic A/B Gas Jimmy Allen
OLD TIMER EVENTS	OLD TIMER EVENTS	OLD TIMER EVENTS
1/2 A Texaco (ROG) Texaco (ROG) A Pylon / A Fuselage B/C Pylon / B/C Fuselage .020 Replica	NOTE: Old Timer Only...ALL O/T Events can be flown any day at any time during the Contest. You <u>do not</u> have to start and finish the same day.	Small Rubber Stick Small Rubber Cabin Large Rubber Stick Large Rubber Cabin / 8 oz. Wakefield
<small>Note:</small>	UNOFFICIAL EVENTS	UNOFFICIAL EVENTS
See reverse side for Engine Runs and flight Times Sweepstakes Award for Total Air Time 5 AMA events max.	7:30 a.m. Gollywock Mass Launch 9:30 a.m. "The Mikkelson Memorial" Twin Pusher Mass Launch Night Gas	7 a.m.-7:30 a.m. Dawn Mulvihill & Big E

see other side for Awards and Contest information 2/27/2020

50th ANNUAL UNITED STATES FREE FLIGHT CHAMPIONSHIPS

September 18 – 20, 2020 at Lost Hills, CA. Category II – AMA Sanction – American & National Cup



COVID 19 protocol. If you are sick please stay home, there is always next year. Turn in timecards after you finish event.

US FF CHAMPS REGISTRATION: Proof of current AMA Membership and current Lost Hill's Membership required. \$30 includes *first* Event. Additional events are \$10 each. Gold card \$75 includes unlimited event. Juniors \$5 per event with awards in all events.

Awards: Cash: Five or more flyers 1st/\$50, 2nd/\$25, 3rd/\$15. Four flyers 1st/\$25, 2nd/\$15. Three flyers 1st/\$15. Two flyers 1st/\$5
JR EVENTS will be 1st/\$15, 2nd/\$10, 3rd/\$5.
Sweepstakes: \$100 cash

Lost Hills Member's Meeting, Saturday, September 19th at 6:30 p.m. at CD table

Notes:

Timecards: Submit timecards to CD table or event table after each official flight.

ENTER ALL TIMES IN SECONDS, except TEXACO Events.

Hand Launch and Catapult Glider will be flown from a pen - submit time cards to CD table every two flights.

All Engine Runs and Max Times are per the AMA Rule Book and NFFS Official Competition Rules.

FAI Saturday Events – (7) one hour rounds, starting at 8 a.m. F1A first round max 240 sec. F1B, C, P first round max 240 sec

All other rounds 180 sec. Flyoff rounds no earlier than 4 p.m. per CD.

F1C special rules, RCDDT not required 4 second motor run.

Vintage F1C first round max 300 seconds between 8:00 a.m. and 8:15a.m. Then 4 flights any time, 180 second max.

FAI Sunday Events - F1G, H and Q (5) forty-five min rounds beginning at 8 a.m. F1G, H 120 sec max F1Q 180 sec max

Flyoff rounds no earlier than 1 p.m. per CD.

Sweepstakes Total time for a maximum of 5 AMA events as indicated by *.

ED Carroll, Contest Director, Cell 818 489 5039 : Lost Hills Web Site: <http://www.lhffmaa.com>


See other side for Schedule of Events.

2/27/2020

↓ SHOP NOTES	Easy ways
	to do hard things


Finally, Cord Coiled Cleanly

► Keep that length of paracord you like to take camping (say, for hoisting a bear bag) organized using the Scout's coil, which ends in a nice tight loop that can be hooked on a carabiner. Note: For a long span of rope—something with some size and heft when it's all coiled up—you'll want a different technique.



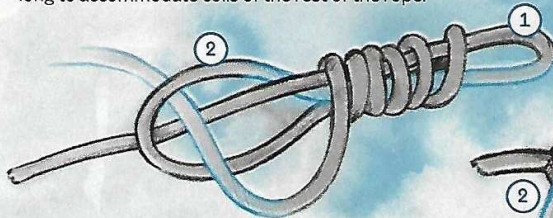
A

Start at one end of the cord. Double a length back on itself twice, creating three parallel strands, sufficiently long to accommodate coils of the rest of the rope.




B

Take the end and cross it under the second bend, creating loop **No. 1**.



C

Coil the running end of the rope around the parallel strands, tucking the end through loop **No. 2**.



D

Pull on loop **No. 1** to tighten loop **No. 2** around the end of the rope.

FROM
THE
ARCHIVES
(1960!)

EASE A DRAGGING DOOR WITHOUT TAKING IT OFF THE HINGES

► If you find an outside door is binding on the threshold, tape some coarse sandpaper to a stiff, thin substrate, like hardboard or sheet metal. Put the assembly under the door, then swing the door back and forth to sand it down. If a significant amount of material needs to come off, you can increase the height and pressure of the sandpaper by slowly adding shims or wedges under the substrate.

Two Ways to Avoid Potentially Harmful Chemicals

► Maybe you only discovered the jug was empty after making your big supply run. Maybe you're concerned about the chemicals in that stuff you spray on your lawn all year. Maybe you're just in a pinch. Whatever your reason, there are many home-care products you can easily mix up at home. Here are two that will undoubtedly come in handy this summer.

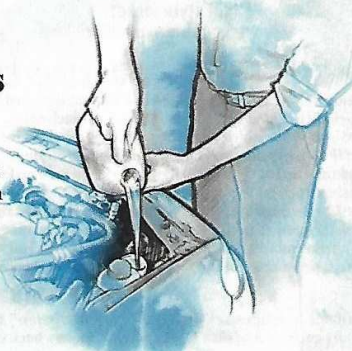
WEED KILLER

1 gallon vinegar

1 cup salt

1 tablespoon dish soap

Mix and put in a spray bottle. Mist large patches of weeds, or adjust the nozzle and use a stream for individual invaders. May require more applications than the stuff from Monsanto.



WIPER FLUID

1 gallon distilled water

1 cup 99% rubbing alcohol

1 tablespoon castile soap

If an overnight freeze is possible where you live, leave a small amount out overnight to test if it freezes. A higher proportion of alcohol will lower the freezing point.

SAN DIEGO ORBITEERS
Howard L. Haupt / Editor
3860 Ecochee Avenue
San Diego, California 92117-4266



WHAT'S HAPPENING - September / October 2020

Regional contests:

50TH ANNUAL UNITED STATES FREE FLIGHT CHAMPIONSHIPS

September 18 – 20, 2020 at Lost Hills, CA. Category II – AMA Sanction – American & National Cup Events (See enclosed flyer for details)

SAN VALEERS 71st ANNUAL & 32th NOSTALGIA ANNUAL

October 24th & 25th, 2020 - LOST HILLS, CA.

AMA Sanction 9761 (See enclosed flyer for details)