

EL TORBELLINO

NEWSLETTER OF SAN DIEGO ORBITEERS FREE FLIGHT CLUB

SEPTEMBER 2021



Chairman's Corner – Mark Chomyn

September is here and it's time to restart our monthly point's contests. Our next monthly event will be on Sunday, September 26 from 8AM to Noon and will feature events for P-30, glider (hand launch, catapult and towline) and power (gas & electric). In addition to the opportunity to pick up points toward year-end category awards there will be cash prizes as well for those who finish first, second or third in their event. So, dust off what you've got, take care of motors and DTs and get to Perris on September 26.

The Scale Staffel of San Diego held its two-day event on September 4 and 5. A total of 11 different event categories were flown over the two-day period with Mike Mulligan being awarded the handsome trophy for Scale Staffel Aero-Modeler of the Year 2021. Nice work Mike! Attendance was a bit lighter than previous two-day events most likely due to holiday weekend conflicts for some fliers. But the spirit and comradery for those who attended and flew wasn't any less diminished. Thanks again to John Hutchison and Kathy McLaughlin for keeping the fire burning. As a side note, after many years of handling the President's chores for the Scale Staffel, John Hutchison is seeking someone to assume his presidential duties. If you are interested in this opportunity, please contact John, and let him know.

As I mentioned in last month's column the club recently acquired some of the modeling items of Orbiteers member Charlie Primbs. Those items were taken to the September 4 and 5 Scale Staffel two-day and offered to those in attendance. Over the course of the two days a total of \$167.00 was collected for various items from Charlie's collection. The money from the sale of Charlie's items will be shared evenly between the Orbiteers and the Scale Staffel. Items still remain after the Scale Staffel two-day and those items will be taken to the September 26 Orbiteers monthly contest.

I've been experiencing some difficulty getting fired up to complete several (4) unfinished planes. To jog myself out of this "building block" I set a goal (again) to complete these planes for the Scale Staffel two-day. What I found out was that model aviation, like other sports, requires practice to stay to stay in the game. After several months of inactivity at the building board I found that it takes much longer than you think to cover (shrink and dope seal), set up a DT, detail, balance, and backyard test glide a project. So, I had to settle for completing only two of the four (Scientific Yellow Bird and Comet Hellcat)



and though I took the two planes to the field on Sunday of the two-day contest they were not ready to fly in competition. So, I may have only gotten half-way through the project backlog, but 50% is better than nothing. And it did jog me out of the funk that was keeping me from getting back in the building mode. The Berkeley Culver V is next on the list and should be easier now that I've shaken the dust off my building skills.

Continued Next Page 

Chairman's Corner – From previous page

I would be remiss if I didn't mention the recent achievements of two of our club members, Stan Buddenbohm and Tim Batiuk. At this year's AMA Nationals Stan took a first place in indoor F1N, Hand Launched Glider, and Unlimited Hand Launched Glider and, a second place in indoor Standard Catapult Glider (A). In outdoor, Stan took a first place in E-20. Tim Batiuk took second place in outdoor OT Catapult Glider, Catapult Glider (A) Hand Launched Glider (A) and Classic Towline Glider. Great work guys!

Hope you and yours all had a happy, healthy and safe. That's a wrap.
Mark

"We anticipate that you, Model Aircraft Engineers, will advance model flying to a point where models will stay aloft for hours. Eventually, we believe, you will be able to control your model while in the air and direct its course".

(From an editorial in Model Aircraft Engineering, April 1934 as noted in "Do You Speak Model Airplane" by Dave Thornburg)

BOARD OF TRUSTEES



Chairman

Mark Chomyn(760) 753-7164
chomyn@roadrunner.com

Vice Chairman

John Hutchison.....(619) 303-0785
johnhutchison1@cox.net

Secretary

John Merrill(619) 449-4047
johnmerrill@yahoo.com

Treasurer (Trustee at Large)

Howard Haupt(858) 272-5656
hlhaupt1033@att.net

Don Bartick (760) 789-3773
dbartick@4-warddesign.com

Mike Jester(775) 831-8303
michaeljester@gmail.com

Mike Pykelny(858) 748-6235
MPykelny@dslextreme.com

Tim Batiuk(949) 547-4644
tbatiuk@gmail.com

ORBITEER TASK LEADERS

Competition Director and Score Keeper

Mike Pykelny.....(858) 748-6235
MPykelny@dslextreme.com

Banquet and Social Activity Coordinator

Linda Piazza.....(858) 748-6235
MPykelny@dslextreme.com

Safety Officer & Field Marshall

Open Position(xxx) xxx-xxxx
yourname@volunteer

Web Master

Kathy McLaughlin.....(619) 303-0785
kamclaughlin1@cox.net

Newsletter Editor / Membership Coordinator

Howard Haupt(858) 272-5656
hlhaupt1033@att.net



P-30 Kits

By Mike Jester



P-30 is an excellent entry level event for the beginner. It is also challenging for experienced fliers. Since the late 1970's many different P-30 models have been designed that have flown very successfully. Quite a few excellent P-30 plans have been published and are readily available. For example, plans are available from NFFS for Don Bartick's Hightail P-30 that looks cool and flies great. Lots of P-30 models have been kitted. In my opinion it is worth the money to purchase a P-30 kit. They almost always come with a full-size plan and these days, laser-cut balsa wood parts. Building from a kit saves a great deal of time, and also usually produces a more precise model than one that is scratch-built. Of course, experts can scratch build with great accuracy. As far as I am able to determine, there are currently twenty different P-30 kits that are available for purchase.

Editor: Due to space considerations, this is the abbreviated version of the authors' article. The complete article is attached to the email that brought you this newsletter. There you will find the alphabetical list of these kits by model name. along with a picture, the name of the designer (if known), the name of the seller, and some brief comments by the author of this article.

Air Shark MK II by Stan Buddenbohm - Starlink-Flitetech

Almost P-30 - Peck-Polymers (also known as Wind-it-Up Enterprises)

Boomer MK III by Clint Brooks - CB Model Designs

Dragonfly - Dave Platt - BMJR Models

Echo - Ken Grubbs - J & H Aerospace

Fantastic - Free Flight Supplies

Kiwi - BMJR Models

Majestyk by Thomas Greenhalge - Retro RC

Pee-Wee - Ikara

Pirate by Andrey Burdov - Starlink-Flitetech

Polecat MK X by Don DeLoach (rib kits sold by Don)

Saturno - Alexandre Cruz - J & H Aerospace

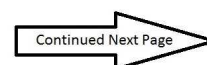
Speckled by George Perryman - BMJR Models

Square Eagle by Phil Hartman - Volare Products

Souper 30 - Retro RC

Super - Y by Clint Brooks - CB Model Designs

Sweet - by Spencer Willis - Free Flight Supplies



Tail Firster - BMJR Models

Three Nite by Mike Jester - Volare Products

Ugly - BMJR Models

The large number and variety of P-30 kits that are currently for sale are testaments to the popularity of the P-30 event. In my experience, regardless of its design, any P-30, that is built to a reasonable weight and well-trimmed can win a P-30 contest even against the most seasoned competitors. Optimum rubber motor selection and winding are crucial, as well as picking a thermal, or at least avoiding a downer. Prop selection is not crucial to achieving victory, so long as the prop is balanced, i.e., the blades should have equal weight and pitch. The P-30 rules allow weight to be added to one blade but the blades cannot be scrapped. Re-pitching of either of the blades is not allowed. Therefore, if a plastic prop has unequally pitched blades, you should pick another one. Be aware that without a reliable de-thermalizer (DT) installed you won't have your P-30 for very long.




BUILDING TIPS - David Lofthouse

I have a Hep Cat on the building board right now. I noted that the original plans called for a scarf joined polyhedral wing. The redrawn plan uses butt joints and I am aware of the prevailing opinion that modern adhesives allow this approach to work just fine. When I had it all framed up, I started to second guess my decision. It may be unnecessary in the minds of some but I decided to spline the joints. Here is a simple way to do it.

Start by pawing through your rotary tool bits to find one that will create a kerf that you can match in thickness to some plywood. In my case, a fiber disk matched perfectly with some scrap ply I had which is maybe 3/32. Then match the radius of the cutting bit and cut some disks from the ply.

This part can be a little challenging. I use a cheap plastic circle cutter from the craft store. It uses an Exacto blade and cost around 5 bucks. It works, but takes some patience. I am sure there are other ways to cut a nice disk out of ply and I hope you will share your ideas. The rest is simple and takes no time at all. Cut through the wing joints at right angles (with the grain, see pic) push the disc in place and use thin CA to wick into the joint. Because the groove only requires a portion of the disc, I was able to get three joints out of each.





Number One:

Gary Fogel's SDSU intro to engineering class is being supported by mentors from the Orbiteers. There will be a total of ten mentors and eight are Orbiteers. The mentors will be helping with in person flying and online coaching sessions. The one unit course features an all free flight curriculum where student teams build, trim and fly a beginner rubber model. This is a very exciting project and I want to thank the Orbiteers who stepped up.

Number Two:

Fellow Orbiteer Ronnie Espolt and I are starting an after school free flight program at the Norton Science and Language Academy starting September 29. We will be building and flying at the Norton campus located in San Bernardino Wednesdays and hope to start adding some junior Orbiteers soon.

ORBITEERS MEMBERSHIP DUES

- Annual Membership - \$20
- Lifetime Membership - \$250
- Non-Member Newsletter Subscription - \$15
- Junior Members 16 years old or younger - Free

Submit Dues to Club Treasurer:

Howard Haupt
3860 Ecochee Avenue
San Diego, CA 92117-4622

THE FINE PRINT THE FINE PRINT

El Torbellino is the official newsletter of the San Diego Orbit Charter Club (#1113) and a California not for Profit Corpora members, selected exchange and magazine editors. Non- within the U.S.A., offshore price will be adjusted to reflect it may be reproduced on an unlimited basis by other publicati

ORBITEER WEB SITE

www.SanDiegoOrbiteers.com

Webmaster: Kathy McLaughlin

Marmaduke by Brad & Paul Anderson



“You’re the size of a truck. You’re not sneaking up on anything.”

)
d
no

FUN IN THE SUN ON LABOR DAY WEEKEND: Some Observations by John Merrill

On Labor Day weekend up in Perris, CA, Scale Staffel was able to hold its only 2-day contest of 2021. The contest was, as always, run wonderfully by John Hutchison and his wife Kathy. They make a super team, always have everything planned out just right. Many thanks to them both.

I've always looked forward to those contests, but sometimes "real life" gets in the way. Such was the case on that weekend. I was scheduled to work both days, but was able to get a replacement for Sunday at least.

I knew there were a bunch of categories and events in which to fly, and only a few hours to do so. As you can see by the pictures below, I was a bit indecisive on what to bring and what I wanted to fly (make that Attempt to fly). So I packed up a total of 11 different planes, only 4 had ever flown before. I didn't do too well in competition, but had a lot of fun. Someday I'll get the rest of those to at least get tested.

I've seen other folks show up with some great and well organized vehicles with their plethora of aircraft all neat and tidy in their respective packing systems. My back seat, I'm sorry to say, is not one of those well organized systems. It does work however, and I've never had a plane broken in transit. I can take care of that chore during a launch.

I guess the moral of this story is that although I'm not overly organized, nor very competitive, I still have a great time. I always enjoy learning from others and even timing and chasing for those that are somewhat more "chronologically advantaged" than I am.

John and Kathy have asked that someone take over the Scale Staffel contest duties, as they've been doing it for over 20 years now. I sure hope someone can do that, as those are really fun contest weekends.

I hope to see you and your nicely packed models soon.



Held at the Bartick's home, with eleven in attendance, all of whom were very grateful to our hosts for a fantastic dinner.

Meeting called to order at 7:19 p.m.

Minutes of the previous board meeting (held June 16th) were approved as published.

Treasurer's Report was approved as provided to the board. Many thanks to our financial guru Howard for his taking care of that for the club. His efforts are very much appreciated.

Membership Report – since the last meeting, we've gained 11 new members! Welcome one and all!

Tim Batiuk is starting a class for 4th through 9th graders, also hoping they become junior members. Tim also reported that Gary Fogel is having a class at SDSU for engineering students. They are having an event on the school's soccer field, and modeling help/guidance is requested on Wednesday, October 6th at 1:00 p.m., please show up for moral support if you're able. Maybe we could get a few members out of that as well?

Old Business –

We continue to search for alternative fields here in San Diego. A small trimming field would be great at this point. Please let any of the club officers know if you have a place in mind that may work.

Linda gave us a rundown on the status of new T-shirts. We'll be ordering a bunch soon, and in 3 different colors.

John Hutchison gave an update on the status of the Grossmont gym. They've contacted folks there, but are waiting for permission from the administration.

New Business –

Mark Chomyn is taking care of the collection and sale of Charlie Primbs modeling items. Some was sold at the Scale Staffel 2-day contest on Labor Day weekend. Remaining items will be brought to the September 26th contest in Perris.

The Scamps are selling Allen Arnold's free flight items. Remaining items should also be brought to the Orbiteers Sept. 26th contest.

Mark Chomyn reported that sanctions have now been obtained for contest dates, both primary and rain dates, through December.

Contest Reports – John Hutchison talked briefly about the recent Scale Staffel contest held over the Labor Day weekend. It was a 2-day contest, very high temperatures, so only fair attendance. All that came still had a great time. John has been running that contest for 20 years or so and he's now on the hunt for a replacement. Any volunteers?

Open Discussion –

Linda has been working hard and making lots of phone calls in her efforts to make arrangements for our January 22nd 2022 Awards Banquet. The search was initially for a new place, a little further north, but nothing is panning out so far. The restaurant where we've been the last few years is being extremely generous and not raising prices on us, so we may just stick with that for now. More details will follow in future editions of the E.T.

Mike Pykelny has been tallying the 2021 points for the various categories we fly.

Seeking candidates to take over Scale Staffel president duties. Any volunteers? John Hutchison has been the president for many years and is hoping to retire from that soon. He has many years of wisdom and advice I'm sure he'd love to share with you if you are interested in taking the reigns of that fine club.

Speaking of Scale Staffel, Kathy has been the webmaster for many years, since the inception of the website. She too is looking for a replacement soon. Please help her out if you're able, she'll teach you everything you need to know to make updates on the site.

Good of the Order –

Congratulations to Tim Batiuk, who placed 2nd in both the HL Glider and HH Catapult Glider events at the AMA Nationals! Tim reported that a few Orbiteers essentially ran the Junior program at the Nats. Well done to all, and thank you.

Good luck to those traveling up to the U.S. Free Flight Champs in Lost Hills September 17-19.

Reminder that WESTFAC 2021 is coming up the weekend of October 21-24 in Buckeye, AZ.

Another reminder that the Dual-Club Free Flight Bonanza was moved (postponed) to November 13-14, also in Lost Hills, CA.

Next board meeting scheduled for December 8th, 2021 at the Merrill's home.

Meeting adjourned at 8:38 p.m.

Respectfully submitted by John R. Merrill, Secretary



DUAL-CLUBS FREE FLIGHT BONANZA

A National Cup Points Event

**SAN DIEGO ORBITEERS 62nd ANNUAL - CLASS AA, CATEGORY 2
SPONSOR OF AMA & FAI EVENTS**

*

**FRESNO GAS MODEL CLUB 81st ANNUAL - CLASS AA, CATEGORY 2
SPONSOR OF NOSTALGIA, TEXACO & OLD TIME EVENTS**

*** November 13th & 14th, 2021 ***
*** LOST HILLS, CA ***

SATURDAY ONLY
7 AM - NOON, 1 - 5 PM
LUNCH BREAK W/ ICE CREAM
SOCIAL

EITHER DAY
MUST FINISH EVENT THE SAME DAY

SUNDAY ONLY
7 AM - 3 PM

A GAS
C/D GAS
E-36
P-30 (1)
VINTAGE FAI POWER
CATAPULT GLIDER (1)
½ A TEXACO
DAWN P-30 MASS LAUNCH
NIGHT GAS (COMBINED)
TWIN PUSHER MASS LAUNCH

SMALL OT RUBBER STICK
SMALL OT RUBBER CABIN
LARGE OT RUBBER STICK
LARGE OT RUBBER CABIN
¼ A NOSTALGIA
½ A NOSTALGIA
A NOSTALGIA
B NOSTALGIA
C NOSTALGIA
EARLY ½ A NOSTALGIA

.020 REPLICA
A PYLON
B-C PYLON
A FUSELAGE
B-C FUSELAGE
RUB/WAKEFIELD NOS
CLASSIC TOWLINE
½ A CLASSIC POWER
½ A GOLDEN AGE
E NOSTALGIA 1/2A/A (COMB)

1/2A GAS(1)
B GAS
A/B ELECTRIC (COMB)
HAND LAUNCH GLIDER (1)
VINTAGE WAKEFIELD
FULL SIZE TEXACO
MULVIHILL
DAWN MULVIHILL
GOLLYWOCK MASS LAUNCH

(1) Junior & Senior/Open Event

See Special Instructions on backside

**** AN ORBITEER TRADITION LIVES ON ****

JOIN US FOR SATURDAY ICE CREAM SUNDAE SOCIAL ON US (NOON - 1 PM)
also

SATURDAY NIGHT FOOD FEST POTLUCK ORGANIZED BY DAN HEINRICH (6:00 -7:00 PM) *(Main course provided)(Bring a side dish or dessert)(Let Dan know what you're bringing at [aeronutd@cs.com](mailto: aeronutd@cs.com))*

CASH AWARD FOR 1st PLACE with 3 or more entries. PLACARDS awarded to 1st, 2nd & 3rd place
Ceremonies at: 3:15 PM Sunday

\$20 REGISTRATION Sr. & Open / \$2 Jr
\$5 per Event Sr. & Open / \$1 Junior -
Optional: \$40 for Registration & Unlimited Events

CD: Don Bartick, - San Diego Orbiteers
(858)774-2941
dbartick@4-warddesign.com

For Information Contact:

Nos,OT,: Doss Porter, Fresno GMC
559-251-0787
Steve93612@comcast.net

SPECIAL INSTRUCTIONS

(LOST HILLS FF MODEL AIRFIELD ASSOCIATION CARD REQUIRED (\$25 AT FIELD TO JOIN))

SATURDAY NOON to 1 PM LUNCH BREAK & SUNDAE SOCIAL

The contest will be suspended for 1 hour for lunch and the San Diego Orbiters famous ice cream social. This is a great time to relax, cool off, have lunch and enjoy the ice cream sundaes. We will provide ice cream, & sundae fixings, napkins, plates and plastic ware.

PRIZE DRAWING

The Fresno GMC once again has collected an enormous amount of model stuff for their drawing. For up to 3 events entered that are sponsored by them, the contestant will receive a drawing ticket. Drawing to be held right after Sunday's award ceremony.

BILL BOOTH, SR. MEMORIAL

High time in Old Time Gas. Includes 020 Replica, but not Texaco. Winner will receive a special award from the Fresno GMC.

HAND LAUNCH GLIDER & CATAPULT GLIDER

Hand Launch Glider & Catapult Glider will be launched from an established glider pen on the field. Max's are 120 seconds and all flights count.

NIGHT GAS FLYING

All engine classes combined. Event window between 6:30 pm – 9pm. Engine runs in accordance with aircraft classification; i.e., AMA or Nostalgia.

VINTAGE FAI POWER

For rules, please go to this website: <https://freeflight.org/wp-content/uploads/2020/12/NFFS-Competition-Rules-2021-2022-Release-3.pdf> A copy of the rules will be available at the CD's table. *First five (5) flights must be flown from the established line between 7:00AM – 12:00 PM.*

VINTAGE WAKEFIELD

For rules, please go to this website: <https://freeflight.org/wp-content/uploads/2020/12/NFFS-Competition-Rules-2021-2022-Release-3.pdf> A copy of the rules will be available at the CD's table. First five (5) flights must be flown from the established line between 7:00AM – 12:00 PM.

DAWN P-30

Saturday morning 7:30 AM sharp. Mass launch from glider pen; 1 flight, no max.

DAWN MULVIHILL (Timer can ride with contestant)

Sunday morning 7:30 – 7:50 AM launch window, 1 flight, no max.

TWIN PUSHER MASS LAUNCH

Saturday morning 8:30 sharp. Mass launch from glider pen; 1 flight, no max.

GOLLYWOCK MASS LAUNCH

Sunday morning at 8:00 sharp. Mass launch from glider pen; 1 flight, no max.

TEXACO (Timer can ride with contestant)

1/2A Texaco: Saturday 7:00-10:00 AM launch window, 8cc fuel; Full Size Texaco: Sunday 7:00-10:00 AM launch window, ¼ oz per pound – max 1.75 oz fuel.

1/2A GOLDEN AGE


Open to any free flight design that had plans published or dated from 01/01/1957 thru 12/31/1969. Engines are restricted to Holland Hornet .049/.051 and Cox T.D..049/.051. An electric version is included in the provisional rules and flown in a combined event. For rules, please go to this website: <https://freeflight.org/wp-content/uploads/2020/12/NFFS-Competition-Rules-2021-2022-Release-3.pdf> A copy of the rules will be available at the CD's table.

FLYING ACES

Mark Your Calendars for the WestFAC 2021

21 – 24 October

Rovey Field, Buckeye Arizona
Featuring Working Aircraft of the World



Schedule of Events

Thursday, 21 October	Friday, 22 October	Saturday, 23 October	Sunday, 24 October
Arrival Day	Mass Launch Events	Mass Launch Events	Mass Launch Events
Registration and FAC	9:00 WW1	9:00 Double Trouble	9:00 Working Aircraft
Scale Judging	11:00 Greve/Thompson	11:00 WW2	11:00 Flying Horde NBM
Field Available for	TOTF Scale Events	TOTF Scale Events	TOTF Scale Events
Trimming	Crop Dusters	Working Aircraft	Mail Aircraft
	Dime Scale	Simplified Scale	Golden Age Monoplane/Biplane
	Carrier Acft – Hand Launch	Carrier Acft – Deck Launch	
	TOTF non-scale	TOTF non-scale	TOTF non-scale
	OT Rubber Stick	OT Rubber Fuselage (ROG)	2Bit + 1 (ROG)
	Jimmy Allen (ROG)	Embryo (ROG)	2Bit + 1 (ROG) NBM
	Jimmy Allen (ROG) NBM	Embryo (ROG) NBM	
	Judged Scale	Judged Scale	Judged Scale
	FAC Peanut Scale	FAC Jet Cat Scale	FAC Power Scale
	FAC Jumbo	FAC Rubber Scale	
			Special Event 3:00pm
			Blue Ridge Special Mass Launches

**Awards ceremony Sunday on the field following the Blue Ridge Special event
informal Dinner at the Arriba Mexican Grill – self pay**

- See Field Notes on WESTFAC website as to the definition of a "working aircraft". Bring documentation to answer any questions for any unique aircraft.
- PPLC compliance checks and Dime Scale/Simplified Scale judging will be done on the field.
- Awards will be presented on the field at the end of flying on Sunday. Kanones will be awarded for first place.
- Carrier events - any naval aircraft with a tailhook is eligible.
- Mass Launches may have an unlimited motor size but we will use the Delayed Launch in which the prop is released 3-4 seconds before the aircraft are launched.
- Go to the website (www.westernfac.com) to print out registration forms and download important field notes.
- Current AMA License is required.

\$30 Entry Fee covers all events and all days

SAN DIEGO ORBITEERS
Howard L. Haupt / Editor
3860 Ecochee Avenue
San Diego, California 92117-4266



WHAT'S HAPPENING - SEPTEMBER / OCTOBER 2021

- | | |
|---------------|---|
| September 26 | San Diego Orbiteer Outdoor Monthly
Taibi Flying Field, Perris CA, 8:00 am.
Events: P-30, Glider, Power |
| October 17 | San Diego Orbiteer Outdoor Monthly
Taibi Flying Field, Perris CA, 8:00 am.
Events: Coupe, Glider, Power |
| October 21-24 | FLYING ACES WestFac 2021
Rovey Field, Buckeye AZ
See enclosed flyer for scheduled events |

EL TORBELLINO

NEWSLETTER OF SAN DIEGO ORBITEERS FREE FLIGHT CLUB

SEPTEMBER 2021 – Appendix



P-30 Kits

By Mike Jester

P-30 is an excellent entry level event for the beginner. It is also challenging for experienced fliers. Since the late 1970's many different P-30 models have been designed that have flown very successfully. Quite a few excellent P-30 plans have been published and are readily available. For example, plans are available from NFFS for Don Bartick's Hightail P-30 that looks cool and flies great. Lots of P-30 models have been kitted. In my opinion it is worth the money to purchase a P-30 kit. They almost always come with a full-size plan and these days, laser-cut balsa wood parts. Building from a kit saves a great deal of time, and also usually produces a more precise model than one that is scratch-built. Of course, experts can scratch build with great accuracy. As far as I am able to determine, there are currently twenty different P-30 kits that are available for purchase. Here is an alphabetical list of these kits by model name, along with a picture, the name of the designer (if known), the name of the seller, and some brief comments by the author of this article.

Air Shark MK II by Stan Buddenbohm - Starlink-Flitetech



This is a proven consistent winner designed and flown by an expert for three decades. Note the carbon fiber composite main spar in the wing.

Almost P-30 - Peck-Polymers (also known as Wind-it-Up Enterprises)



This basic 28-inch wingspan model was formerly sold by Peck-Polymers for many years under the name One Nite 28. It doesn't accommodate a blast tube with a conventional outside diameter.

Boomer MK III by Clint Brooks - CB Model Designs



This impeccably engineered kit was designed by another master of the P-30 event.

Dragonfly - Dave Platt - BMJR Models




This P-30 has the classic appearance of an Old Time Rubber stick model. It has a parasol mounted wing with elliptical shaped tips.

Echo - Ken Grubbs - J & H Aerospace



This design is unusual for a P-30 in that it has a high wing cabin configuration and landing gear. It placed first in the Junior P-30 event at the 2021 AMA Nats.

Fantastic - Free Flight Supplies



This is a kit manufactured in Turkey. The design includes an innovative auto-rudder. From what I have heard, the auto-rudder design can be troublesome and is not necessary to achieve an excellent flight pattern.

Kiwi - BMJR Models



This is a simple beginner's P-30 design from a supplier of well-made kits.

Majestyk by Thomas Greenhalge - Retro RC



This popular stylish box fuselage design has been around for years and has had much success. It used to be sold by Campbell's Custom Kits.

Pee-Wee – Ikara



This is a relatively modern design from Europe. Note the tapered rolled tube fuselage.

Pirate by Andrey Burdov - Starlink-Flitetech



This high-tech, high performance Russian design comes ARF and is seen at a lot of P-30 contests. It is durable and almost always flies well regardless of the owner's level of experience.

Polecat MK X by Don DeLoach (rib kits sold by Don)



This perennial winner at the AMA Nats has a D-box under-cambered wing with carbon fiber reinforcements.

Saturno - Alexandre Cruz - J & H Aerospace



This P-30 design from South America has achieved many contest victories. The wing has a very thin undercambered airfoil. Note the unusual fin location beneath the stab.

Speckled by George Perryman - BMJR Models



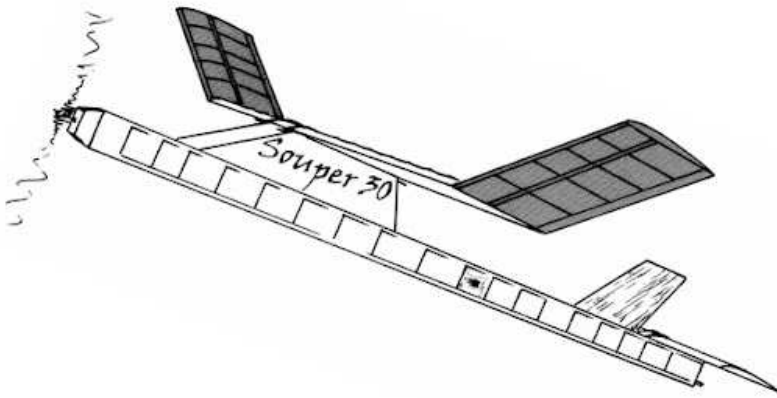
This challenging-to-construct beautiful swept wing model is supposedly a great performer. I have never seen in an example of this P-30 design in person.

Square Eagle by Phil Hartman - Volare Products



Thousands of Square Eagle kits have been sold since the late 1970s. I won the very first P-30 contest that I entered flying my Square Eagle at Otay Mesa.

Souper 30 - Retro RC



This sturdy slab-sided model has an over-sized wing pylon and is likely to be on the heavy side. It used to be sold by Campbell's Custom Kits.

Super - Y by Clint Brooks - CB Model Designs



This is another impeccably engineered kit that produces a great flying P-30 with the look of an Old Time Rubber stick model. In my opinion, the quality of the kits and the building instructions from CB Model Designs are unsurpassed by any kit manufacturer.

Sweet - by Spencer Willis - Free Flight Supplies



A stick and tissue P-30 model with a rolled tubular fuselage supplied with the kit. This design appears similar to the Pee-Wee and Polecat in overall configuration.

Tail Firster - BMJR Models



This bizarre looking canard pusher is tricky to trim and launch but accomplished flyers have had success with it in competition. Brian Sutton won the April 28, 2021 P-30 contest put on by SCAMPS flying this model.

Three Nite by Mike Jester - Volare Products



The author's own P-30 design was first introduced in 2021. It is the easiest and quickest P-30 to construct due to its unique configuration that includes a flat wing with tip plates. I won the 2021 John Oldenkamp Memorial P-30 contest (in the third round of the fly off) flying my red and yellow tissue covered Three Nite P-30. The one shown above was lost OOS on a trim flight and was not recovered.

Ugly - BMJR Models



With its cool scalloped trailing edges and cross pattée decals on the wing and fin, this P-30 design is reminiscent of the gas-powered Ugly Stick models marketed by Seagull Models for many decades. I have never seen an Ugly P-30 model at any flying field. It would be fun to build one and bring out some smiles.

The large number and variety of P-30 kits that are currently for sale are testaments to the popularity of the P-30 event. In my experience, regardless of its design, any P-30, that is built to a reasonable weight and well-trimmed can win a P-30 contest even against the most seasoned competitors. Optimum rubber motor selection and winding are crucial, as well as picking a thermal, or at least avoiding a downer. Prop selection is not crucial to achieving victory, so long as the prop is balanced, i.e., the blades should have equal weight and pitch. The P-30 rules allow weight to be added to one blade but the blades cannot be scrapped. Re-pitching of either of the blades is not allowed. Therefore, if a plastic prop has unequally pitched blades, you should pick another one. Be aware that without a reliable de-thermalizer (DT) installed you won't have your P-30 for very long.

