

# EL TORBELLINO

NEWSLETTER OF SAN DIEGO ORBITEERS FREE FLIGHT CLUB



JULY 2024

## Chairman's Corner – Mark Chomyn

We're now into the second half of 2024 and unfortunately, we've run into an "act of nature" that has us putting our outdoor contest schedule on hiatus until the field gets a good mowing. I say, "Act of nature" and not "act of God" because I don't believe that the Almighty would ever be this cruel to us free flight enthusiasts. In the July edition of the SCAMPS Hanger Rash newsletter Bernie Crowe mentions that he anticipates that a field mowing by the farmer may occur in the fall. Let's hope it happens sooner and not later. Until then, you brave souls of younger years and stronger underpinnings (legs) feel free to fly as you like. I'll wait for a mowing to happen..

Also in the July Hanger Rash, it was mentioned that Randy Wrisley is currently in a battle with cancer. Randy and his wife Linda are familiar faces at Taibi Field and I remember seeing them at many of the Scale Staffel two-day events. Randy successfully went through colon cancer treatment only to find out that the cancer had spread to his spine and other bones. The report on Randy's condition mentioned that Randy was determined to "fight this thing". I know the entire free flight community is pulling for his complete recovery and a return to the flying field.



At every quarterly meeting of the Orbiteers Board of Trustees there are two topics that appear on our meeting agendas that continue to remain as being unresolved. Those topics are; 1.) Finding an additional outdoor flying site option, and 2.) Getting access to an indoor site. Given the lack of accessible open area in the San Diego County area, we've looked at potential outdoor sites that are not quite two-minute contest size. Sites that might be used for trimming or low power (fun) flying. Our Google-map searches to date found several likely candidates only to discover that these areas are held by conservation groups with a "no access" mindset due to sensitive resources or local agencies (schools etc.) with a fear of liability. On the indoor flying side, we've researched several community center and gym sites only to find that these options are already heavily booked by athletic teams or local clubs and groups leaving little or no available time for free flight use and if any time can be found it's costly and by the hour. As I've mentioned before, we welcome input from any of you who might know of, or have a suggestion about, a potential outdoor or indoor flying site.

Don't let our temporary hiatus from flying activities at Taibi Field get you down in the dumps. There are other options for those of you who are willing to travel. As I write this the 2024 AMA Indoor Nationals are in full swing July 1-5 at the Kibbie Dome in Moscow, Idaho. Good luck to those flyers who made the trip. For serious outdoor flyers there's an opportunity to compete in the 2024 AMA Outdoor Nationals, July 22-26 in Muncie, Indiana. There are typically a few Orbiteers that make the trek to Muncie. Safe travels and thermals to you. I'll look for your pictures in the NFFS Free Flight Digest. There's another "biggie" in September for the serious flyers. The 54<sup>th</sup> Annual U.S. Free Flight Champs at Lost Hills CA, September 13-15. This event is an America and National Cup contest.

Not much left to say. I continue to move along slowly with getting the Jimmie Allen Bluebird that was originally framed up by John Hutchison, ready for its first flight. Still struggling with the stabilizer. Darn that round stab spar that passes through an aluminum tube in the fuselage. As for the 54-inch span Comet Taylorcraft that is partially framed up. It's still waiting for a wing. The saga goes on.

Hope you all had a happy 4<sup>th</sup> of July  
Mark

*"Always remember if you never break a motor going for maximum winds you are probably underwinding (or you have some super rubber in which case call me collect)".*

*Stan Chilton in Indoor News and Views #85, 1995*

# BOARD OF TRUSTEES



## Chairman

Mark Chomyn .....(760) 753-7164  
[chomyn@roadrunner.com](mailto:chomyn@roadrunner.com)

## Vice Chairman

**Open Position** .....(xxx) xxx-xxxx  
[yourname@volunteer](mailto:yourname@volunteer)

## Secretary

John Merrill .....(619) 449-4047  
[johnmerrill@yahoo.com](mailto:johnmerrill@yahoo.com)

## Treasurer (Trustee at Large)

Howard Haupt .....(858) 272-5656  
[hlhaupt1033@att.net](mailto:hlhaupt1033@att.net)

Don Bartick ..... (858) 774-2941  
[dbartick@4-warddesign.com](mailto:dbartick@4-warddesign.com)

Mike Jester .....(775) 831-8303  
[michaeljester@gmail.com](mailto:michaeljester@gmail.com)

Mike Pykelny .....(858) 748-6235  
[MPykelny@dslextreme.com](mailto:MPykelny@dslextreme.com)

**Open Position** .....(xxx) xxx-xxxx  
[yourname@volunteer](mailto:yourname@volunteer)

## **ORBITEER TASK LEADERS**

### Competition Director and Score Keeper

Mike Pykelny.....(858) 748-6235  
[MPykelny@dslextreme.com](mailto:MPykelny@dslextreme.com)

### Banquet and Social Activity Coordinator

Linda Piazza.....(858) 748-6235  
[MPykelny@dslextreme.com](mailto:MPykelny@dslextreme.com)

### Safety Officer & Field Marshall

**Open Position** .....(xxx) xxx-xxxx  
[yourname@volunteer](mailto:yourname@volunteer)

### Web Master

Don Bartick .....(858) 774-2941  
[dbartick@4-warddesign.com](mailto:dbartick@4-warddesign.com)

### Newsletter Editor / Membership Coordinator

Howard Haupt .....(858) 272-5656  
[HLhaupt1033@att.net](mailto:HLhaupt1033@att.net)

## ORBITEERS MEMBERSHIP DUES

- Annual Membership - \$20
- Lifetime Membership - \$250
- Non-Member Newsletter Subscription - \$15
- Junior Members 16 years old or younger - Free

### Submit Dues to Club Treasurer:

Howard Haupt  
3860 Ecochee Avenue  
San Diego, CA 92117-4622

## **THE FINE PRINT THE FINE PRINT**

El Torbellino is the official newsletter of the San Diego Orbiteers, an Academy of Model Aeronautics (AMA) Charter Club (#1113) and a California not for Profit Corporation. This newsletter is sent monthly to all paid members, selected exchange and magazine editors. Non-Members may subscribe at \$15.00 per year within the U.S.A., offshore price will be adjusted to reflect the postage required. Materials from El Torbellino may be reproduced on an unlimited basis by other publications, but proper credit is requested.

## **ORBITEER WEB SITE**

[www.SanDiegoOrbiteers.com](http://www.SanDiegoOrbiteers.com)

## **CONTRIBUTORS THIS ISSUE:**

Mark Chomyn  
Mike Pykelny  
Don Bartick

## **PHOTO CREDITS THIS ISSUE :**

Mark Chomyn Page 1  
Mike Jester 3  
Arline Bartick 6, 7



## Tissue Paste by Deluxe Materials

By Mike Jester

Both the variety and utility of adhesives and coatings have increased significantly during the past few decades, including those used in the model airplane hobby. About ten years ago John Hutchison patiently taught me how to cover balsa wood airframes with Esaki tissue. He had me use a 50/50 mixture of Elmer's white glue and water to adhere the slick side of the tissue to the balsa wood frames. I have done this for years and like the fact that you can immerse finished covered parts of old models in a bath of water and remove the tissue covering for replacement. Of course, you can only do this if the balsa wood frames were assembled using non-water-soluble glue such as Duco cement thinned with acetone. But mixing the white glue and water was a hassle, and I invariably spilled some of the mixture. Then I always had too much or too little of the mixture and had to clean the brush that I used to apply the mixture. Sometimes the mixture was too thick and sometimes it was too thin. I am not a fan of using glue stick to adhere tissue to balsa wood frames. I like the fact that UHU brand of glue stick that goes on purple and dries clear. However, inevitably, my glue stick always seems to be dried out. Moreover, it is risky applying glue stick to delicate balsa wood frames and stringers as they can break due to the pressure. Tom Hallman (Maxfliart on YouTube) is a master of using glue stick with rubbing alcohol to adhere and slide tissue on balsa wood frames, but I have not mastered that technique. Also, if you adhere the tissue to the balsa wood frames with glue stick, cannot easily remove tissue on an old model that you need to recover. With regard to using nitrate dope to adhere tissue, let us just say that my wife would not appreciate the smell of that chemical anywhere near the living areas of our home

A couple of years ago I ran across an advertisement for Tissue Paste manufactured by Deluxe Materials. This is the same UK company that produces Eze Dope, a water-based alternative to nitrate dope. I have had excellent results with Eze Dope, so I decided to try the Tissue Paste product shown in the picture below. It far surpassed my expectations, and I will no longer be using a 50/50 mixture of white glue and water to adhere tissue to balsa wood frames.



Continued Next Page

The Tissue Paste product from Deluxe Materials comes in a convenient 50 ml bottle with a red cap that secures nicely in an airtight manner over the tip of a long dispensing spout. It never seems to clog. It is easy to run a thin bead of the paste from the long spout along the perimeter of a balsa wood frame. The paste itself has a nice medium viscosity that allows for easy spreading with a fingertip. There is ample drying time so that the tissue can be coaxed around curved edges and nudged taught to remove wrinkles. Tissue Paste dries clear. It seems to provide a stronger bond between the tissue and balsa wood compared to the 5/50 mixture of white glue and water that I have used for many years. Although I have not tested this, I am pretty sure the Tissue Paste is water soluble so you can recover your models covered with this product as they age. One in-depth article I read said that adhering tissue to balsa wood frames with conventional nitrate dope or Tissue Paste from Deluxe Materials added about the same amount of weight. This UK product is compatible with traditional cellulose (nitrate) dope and water-based Eze Dope. You might want to give Tissue Paste from Deluxe Materials a try. It is available from Amazon. Please note that I have not been given any inducements by the UK manufacturer for writing and publishing this review in our club's newsletter.



**Tissue Adhered with Tissue Paste from Deluxe Materials - Three Nite P-30**



**Mike Jester and his Three Nite P-30, taken at Washoe Valley, Nevada on June 28, 2024**

**PYKELNY'S SPECIAL GLIDER EVENT - S.Buddenbohm**

On June 30 th Mike Pykelny held a special glider event for HLG and for CAT. The competition was intense. There were 35 competition flights, plus MANY test flights. There were 21 maxes. Plenty of booming thermals, no models were lost. Lots of fun. WE DID NOT DIE!

**June 30<sup>th</sup> "Glider Fly" - Perris Taibi Field - M.Pykelny**


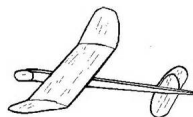
**CLG**

One hour round, Only a Max Counted  
Four Flew Stan Won!

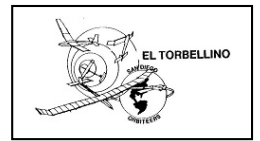
**HLG**

One hour round, Only a Max counted  
Three flew  
Flyoff Stan and Brad.  
Both launched Brad Won!

No lost airplanes  
No long chases



SAN DIEGO ORBITEERS  
Howard L. Haupt / Editor  
3860 Ecochee Avenue  
San Diego, California 92117-4266



WHAT'S HAPPENING - JULY 2023

---